

Appendices

Appendix A: Number, Square Footage, and Value of Permits Issued for New Residential Buildings (2001)

Appendix B: Number, Square Footage, and Value of Permits Issued for New Industrial Buildings (2001)

Appendix C: Number, Square Footage, and Value of Permits Issued for New Commercial Buildings (2001)

Appendix D: Number, Square Footage, and Value of Permits Issued for New Community Service Buildings (2001)

Appendix E: Number, Square Footage, and Value of Permits Issued for New Buildings Not Elsewhere Classified (2001)

Appendix F: Transportation Management Area Time Series Analysis Data (1993/94-2001)

Appendix A

Number, Square Footage, and Value of Permits Issued for New Residential Buildings (2001)

2001 Rural County Land Use Monitoring Report

Number, Square Footage, and Value of Permits Issued for New Residential Buildings (2001)

Genesee County

Municipality	Single Family	Total Square Feet	Total Value	Two Family	Total Square Feet	Total Value	Three or Four Family (# of Units)	Total Square Feet	Total Value	Five or More Family (# of Units)	Total Square Feet	Total Value	Mobile Homes/T railers	Total Square Feet	Total Value
Town of Alabama	2	DNA	DNA	-	-	-	-	-	-	-	-	-	2	DNA	DNA
Town of Alexander	3	5,256	DNA	-	-	-	-	-	-	-	-	-	2	1,940	DNA
Village of Alexander	-	-	-	-	-	-	-	-	-	-	-	-	-	-	-
City of Batavia	Did not return survey														
Town of Batavia	Did not return survey														
Town of Bergen	6	DNA	DNA	1	DNA	DNA	-	-	-	-	-	-	2	DNA	DNA
Village of Bergen	-	-	-	-	-	-	-	-	-	-	-	-	-	-	-
Town of Bethany	Did not return survey														
Town of Byron	-	-	-	-	-	-	-	-	-	-	-	-	-	-	-
Village of Corfu	-	-	-	-	-	-	-	-	-	-	-	-	-	-	-
Town of Darien	11	DNA	\$1,165,000	-	-	-	-	-	-	-	-	-	-	-	-
Town of Elba	Did not return survey														
Village of Elba	Did not return survey														
Town of Leroy	5	7,771	\$539,000	-	-	-	-	-	-	-	-	-	1	924	\$21,400
Village of Leroy	1	1,480	\$125,000	-	-	-	-	-	-	-	-	-	-	-	-
Town of Oakfield	4	DNA	\$517,000	-	-	-	-	-	-	-	-	-	-	-	-
Village of Oakfield	-	-	-	-	-	-	-	-	-	-	-	-	-	-	-
Town of Pavilion	6	12,226	\$697,950	-	-	-	-	-	-	-	-	-	1	DNA	\$10,500
Town of Pembroke	4	7,354	\$380,000	-	-	-	-	-	-	-	-	-	-	-	-
Town of Stafford	Did not return survey														

DNA = Data not available.

Source: Municipal representatives, 2002.

2001 Rural County Land Use Monitoring Report

Number, Square Footage, and Value of Permits Issued for New Residential Buildings (2001)

Livingston County

Municipality	Single Family	Total Square Feet	Total Value	Two Family	Total Square Feet	Total Value	Three or Four Family (# of Units)	Total Square Feet	Total Value	Five or More Family (# of Units)	Total Square Feet	Total Value	Mobile Homes/T railers	Total Square Feet	Total Value
Town of Avon	11	20,629	\$1,191,300	-	-	-	-	-	-	-	-	-	9	13,064	\$99,000
Village of Avon	5	11,000	\$800,000	-	-	-	4 (32)	25,600	\$1,200,000	-	-	-	-	-	-
Town of Caledonia	3	5,200	\$340,000	-	-	-	-	-	-	-	-	-	4	2,700	\$180,000
Village of Caledonia	-	-	-	-	-	-	-	-	-	-	-	-	-	-	-
Town of Conesus	16	34,736	\$1,819,500	-	-	-	-	-	-	-	-	-	5	7,787	\$230,000
Village of Dansville	1	1,000	\$40,000	-	-	-	-	-	-	-	-	-	-	-	-
Town of Geneseo	13	DNA	\$1,832,600	-	-	-	-	-	-	-	-	-	8	DNA	\$368,000
Village of Geneseo	14	DNA	\$1,678,000	-	-	-	-	-	-	1 (8)	DNA	\$350,000	-	-	-
Town of Groveland	3	DNA	\$345,000	-	-	-	-	-	-	-	-	-	1	DNA	\$11,000
Town of Leicester	6	10,192	\$680,000	-	-	-	-	-	-	-	-	-	7	8,956	\$412,000
Village of Leicester	-	-	-	-	-	-	-	-	-	-	-	-	-	-	-
Town of Lima	4	6,800	\$480,000	-	-	-	-	-	-	-	-	-	-	-	-
Village of Lima	6	10,200	\$780,000	-	-	-	-	-	-	-	-	-	-	-	-
Town of Livonia	24	45,600	\$5,247,905	-	-	-	-	-	-	-	-	-	3	3,260	\$80,000
Village of Livonia	4	7,600	\$508,900	-	-	-	-	-	-	-	-	-	-	-	-
Town of Mount Morris	Did not return survey														
Village of Mount Morris	2	4,300	\$359,000	-	-	-	-	-	-	-	-	-	3	3,480	\$89,000
Town of North Dansville	-	-	-	-	-	-	-	-	-	-	-	-	-	-	-
Town of Nunda	10	128,564	\$797,300	-	-	-	-	-	-	-	-	-	1	980	\$17,000
Village of Nunda	3	6,252	\$300,000	-	-	-	-	-	-	-	-	-	-	-	-
Town of Ossian	5	7,218	\$304,232	-	-	-	-	-	-	-	-	-	-	-	-
Town of Portage	-	-	-	-	-	-	-	-	-	-	-	-	-	-	-
Town of Sparta	Did not return survey														
Town of Springwater	9	14,484	\$986,000	-	-	-	-	-	-	-	-	-	7	7,864	\$204,500
Town of West Sparta	Did not return survey														
Town of York	3	7,767	\$469,000	1	2,959	\$198,000	-	-	-	-	-	-	5	7,473	\$285,000

DNA = Data not available.

Source: Municipal representatives, 2002.

2001 Rural County Land Use Monitoring Report

Number, Square Footage, and Value of Permits Issued for New Residential Buildings (2001)

Monroe County

Municipality	Single Family	Total Square Feet	Total Value	Two Family	Total Square Feet	Total Value	Three or Four Family (# of Units)	Total Square Feet	Total Value	Five or More Family (# of Units)	Total Square Feet	Total Value	Mobile Homes/T railers	Total Square Feet	Total Value
Town of Brighton	16	65,484	\$5,285,500	-	-	-	-	-	-	-	-	-	-	-	-
Village of Brockport	1	1,847	\$130,000	-	-	-	-	-	-	-	-	-	-	-	-
Town of Chili	88	DNA	\$17,599,505	-	-	-	-	-	-	5 (52)	DNA	\$1,820,000	2	DNA	\$50,000
Village of Churchville	7	14,803	\$860,000	-	-	-	-	-	-	-	-	-	-	-	-
Town of Clarkson	43	DNA	\$6,020,000	-	-	-	-	-	-	-	-	-	-	-	-
Village of East Rochester	2	5,600	\$485,000	-	-	-	-	-	-	-	-	-	-	-	-
Village of Fairport	3	15,392	\$730,000	-	-	-	-	-	-	-	-	-	-	-	-
Town of Gates	-	-	-	-	-	-	-	-	-	-	-	-	-	-	-
Town of Greece	198	DNA	\$26,863,772	2	DNA	\$300,000	10 (40)	DNA	\$3,000,000	5(81)	DNA	\$5,410,000	-	-	-
Town of Hamlin	11	25,300	\$1,210,000	-	-	-	-	-	-	-	-	-	18	21,600	\$900,000
Town of Henrietta	147	330,750	\$16,209,416	-	-	-	-	-	-	-	-	-	-	-	-
Village of Hilton	25	36,443	\$2,640,600	11	22,746	\$1,320,000	-	-	-	-	-	-	-	-	-
Village of Honeoye Falls	12	24,620	\$2,126,000	-	-	-	-	-	-	-	-	-	-	-	-
Town of Irondequoit	25	DNA	DNA	-	-	-	-	-	-	-	-	-	-	-	-
Town of Mendon	52	157,600	\$14,028,014	-	-	-	-	-	-	-	-	-	-	-	-
Town of Ogden	71	DNA	\$9,940,576	-	-	-	-	-	-	-	-	-	-	-	-
Town of Parma	56	122,614	\$7,905,032	2	4,232	\$300,000	-	-	-	-	-	-	-	-	-
Town of Penfield	137	459,860	\$33,587,000	-	-	-	-	-	-	-	-	-	15	18,050	\$462,470
Town of Perinton	122	DNA	DNA	12	DNA	DNA	-	-	-	-	-	-	-	-	-
Town of Pittsford	78	259,082	\$23,054,160	-	-	-	-	-	-	1 (150)	155,000	\$17,000,000	-	-	-
Village of Pittsford	-	-	-	-	-	-	-	-	-	-	-	-	-	-	-
Town of Riga	5	12,183	\$895,285	-	-	-	-	-	-	-	-	-	1	1,232	\$42,000
City of Rochester	35	DNA	\$1,630,000	1	DNA	\$70,000	1 (3)	DNA	\$125,000	2 (14)	DNA	\$739,000	-	-	-
Town of Rush	19	1,900	\$3,678,000	-	-	-	-	-	-	-	-	-	-	-	-
Village of Scottsville	-	-	-	-	-	-	-	-	-	-	-	-	-	-	-
Village of Spencerport	-	-	-	-	-	-	-	-	-	-	-	-	-	-	-
Town of Sweden	22	45,818	\$3,608,799	-	-	-	-	-	-	-	-	-	-	-	-
Town of Webster	227	567,500	\$34,050,000	-	-	-	-	-	-	-	-	-	-	-	-
Village of Webster	1	1,340	\$119,000	-	-	-	3 (10)	12,420	\$950,000	-	-	-	-	-	-
Town of Wheatland	1	1,500	\$90,000	-	-	-	-	-	-	-	-	-	-	-	-

DNA = Data not available.

Source: Municipal representatives, 2002.

2001 Rural County Land Use Monitoring Report

Number, Square Footage, and Value of Permits Issued for New Residential Buildings (2001)

Ontario County

Municipality	Single Family	Total Square Feet	Total Value	Two Family	Total Square Feet	Total Value	Three or Four Family (# of Units)	Total Square Feet	Total Value	Five or More Family (# of Units)	Total Square Feet	Total Value	Mobile Homes/Trailers	Total Square Feet	Total Value
Village of Bloomfield	3	8,866	\$400,000	-	-	-	-	-	-	-	-	-	-	-	-
Town of Bristol	7	14,868	\$1,083,000	-	-	-	-	-	-	-	-	-	-	-	-
Town of Canadice	5	8,365	\$698,500	-	-	-	-	-	-	-	-	-	7	7,912	\$217,500
City of Canandaigua	31	60,880	\$3,421,000	-	-	-	-	-	-	-	-	-	8	9,530	DNA
Town of Canandaigua	26	DNA	\$4,239,350	-	-	-	6 (23)	DNA	\$2,270,000	-	-	-	-	-	-
Village of Clifton Springs	1	DNA	\$150,000	-	-	-	-	-	-	-	-	-	-	-	-
Town of East Bloomfield	14	47,953	\$2,642,000	-	-	-	-	-	-	-	-	-	4	3,986	\$75,000
Town of Farmington	44	DNA	\$4,312,000	-	-	-	-	-	-	-	-	-	-	-	-
City of Geneva	-	-	-	-	-	-	-	-	-	-	-	-	-	-	-
Town of Geneva	11	DNA	\$1,750,000	-	-	-	1 (3)	DNA	\$170,000	-	-	-	-	-	-
Town of Gorham	28	58,841	\$4,993,000	-	-	-	-	-	-	-	-	-	-	-	-
Town of Hopewell	12	21,790	\$1,525,300	-	-	-	-	-	-	-	-	-	7	8,230	\$336,000
Town of Manchester	8*	DNA	\$793,882	-	-	-	-	-	-	-	-	-	26**	DNA	\$920,000
Village of Manchester	-	-	-	-	-	-	-	-	-	-	-	-	5**	DNA	\$259,000
Town of Naples	10	24,468	\$1,112,200	-	-	-	-	-	-	-	-	-	-	-	-
Village of Naples	Did not return survey														
Town of Phelps	17	28,989	\$1,553,876	-	-	-	-	-	-	-	-	-	3	1,800	\$85,472
Village of Phelps	-	-	-	-	-	-	-	-	-	-	-	-	-	-	-
Town of Richmond	30	34,897	\$2,187,100	1	512	\$31,470	2 (6)	5,760	\$240,000	-	-	-	-	-	-
Village of Rushville	Did not return survey														
Town of Seneca	Did not return survey														
Village of Shortsville	1*	DNA	\$150,000	-	-	-	-	-	-	-	-	-	-	-	-
Town of South Bristol	18	43,983	\$3,808,000	-	-	-	-	-	-	-	-	-	-	-	-
Town of Victor	150*	387,389	DNA	-	-	-	-	-	-	-	-	-	42	61,706	DNA
Village of Victor	18	DNA	\$3,302,000	-	-	-	-	-	-	-	-	-	-	-	-
Town of West Bloomfield	6	10,800	\$627,135	-	-	-	-	-	-	-	-	-	14	DNA	\$395,400

* includes all residential buildings, except Mobile Homes/ Trailers ** includes also double-wide homes

DNA = Data not available.

Source: Municipal representatives, 2002.

2001 Rural County Land Use Monitoring Report

Number, Square Footage, and Value of Permits Issued for New Residential Buildings (2001)

Orleans County

Municipality	Single Family	Total Square Feet	Total Value	Two Family	Total Square Feet	Total Value	Three or Four Family (# of Units)	Total Square Feet	Total Value	Five or More Family (# of Units)	Total Square Feet	Total Value	Mobile Homes/T railers	Total Square Feet	Total Value
Town of Albion	4	10,246	\$381,000	-	-	-	-	-	-	-	-	-	-	-	-
Village of Albion	2	2,800	\$124,500	-	-	-	-	-	-	-	-	-	16	DNA	DNA
Town of Barre	3	DNA	\$600,000	-	-	-	-	-	-	-	-	-	-	-	-
Town of Carlton	9	17,500	\$1,200,000	-	-	-	-	-	-	-	-	-	-	-	-
Town of Clarendon	16	DNA	\$1,688,000	-	-	-	-	-	-	-	-	-	6	DNA	DNA
Town of Gaines	3	7,330	\$285,000	-	-	-	-	-	-	-	-	-	-	-	-
Village of Holley	1	1,728	\$50,000	-	-	-	-	-	-	-	-	-	-	-	-
Town of Kendall	7	11,665	\$666,067	-	-	-	-	-	-	-	-	-	-	-	-
Village of Lyndonville	1	2,900	\$225,000	-	-	-	-	-	-	-	-	-	-	-	-
Village of Medina	1	2,600	\$85,000	-	-	-	-	-	-	-	-	-	4	DNA	\$90,000
Town of Murray	8	15,020	\$881,000	1	3,200	\$65,000	-	-	-	-	-	-	-	-	-
Town of Ridgeway	2	2,700	\$180,000	-	-	-	-	-	-	-	-	-	2	2,800	\$120,000
Town of Shelby	2	2,946	\$212,800	-	-	-	-	-	-	-	-	-	2	2,712	\$106,400
Town of Yates	Did not return survey														

DNA = Data not available.

Source: Municipal representatives, 2002.

2001 Rural County Land Use Monitoring Report

Number, Square Footage, and Value of Permits Issued for New Residential Buildings (2001)

Seneca County

Municipality	Single Family (¹)	Total Square Feet	Total Value	Two Family	Total Square Feet	Total Value	Three or Four Family (# of Units)	Total Square Feet	Total Value	Five or More Family (# of Units)	Total Square Feet	Total Value	Mobile Homes/T railers	Total Square Feet	Total Value
Town of Covert	-	-	-	-	-	-	-	-	-	-	-	-	3	DNA	\$42,000
Town of Fayette	9	DNA	\$1,170,621	-	-	-	-	-	-	-	-	-	6	DNA	\$325,000
Village of Interlaken	-	-	-	-	-	-	-	-	-	-	-	-	-	-	-
Town of Junius	2	DNA	\$128,500	-	-	-	-	-	-	-	-	-	9	DNA	\$1,783,000
Town of Lodi	-	-	-	-	-	-	-	-	-	-	-	-	6	DNA	\$208,000
Village of Lodi	-	-	-	-	-	-	-	-	-	-	-	-	-	-	-
Town of Ovid	1	DNA	\$80,000	-	-	-	-	-	-	-	-	-	4	DNA	\$80,000
Village of Ovid	-	-	-	-	-	-	-	-	-	-	-	-	-	-	-
Town of Romulus	2	DNA	\$750,000	-	-	-	-	-	-	-	-	-	6	DNA	\$313,563
Town of Seneca Falls	2	DNA	\$270,000	-	-	-	-	-	-	-	-	-	3	DNA	\$167,000
Village of Seneca Falls	3	DNA	\$435,000	-	-	-	-	-	-	-	-	-	5	DNA	\$187,850
Town of Tyre	1	DNA	\$12,500	-	-	-	-	-	-	-	-	-	3	DNA	\$137,000
Town of Varick	-	-	-	-	-	-	-	-	-	-	-	-	5	DNA	\$166,000
Town of Waterloo	1	DNA	\$125,000	-	-	-	-	-	-	-	-	-	8	DNA	\$168,300
Village of Waterloo	1	DNA	\$95,000	-	-	-	-	-	-	-	-	-	9	DNA	\$218,500

⁽¹⁾ includes all dwellings, except mobile homes
Source: Seneca County Code Enforcement Office, 2002.

2001 Rural County Land Use Monitoring Report

Number, Square Footage, and Value of Permits Issued for New Residential Buildings (2001)

Wayne County

Municipality	Single Family	Total Square Feet	Total Value	Two Family	Total Square Feet	Total Value	Three or Four Family (# of Units)	Total Square Feet	Total Value	Five or More Family (# of Units)	Total Square Feet	Total Value	Mobile Homes/T railers	Total Square Feet	Total Value
Town of Arcadia	4	8,296	\$489,000	-	-	-	-	-	-	-	-	-	2	2,986	\$130,000
Town of Butler	2	2,290	\$170,000	-	-	-	-	-	-	-	-	-	4	6,350	\$170,000
Village of Clyde	-	-	-	-	-	-	-	-	-	-	-	-	-	-	-
Town of Galen	8	14,727	\$645,000	-	-	-	-	-	-	-	-	-	4	4,256	\$117,000
Town of Huron	8	DNA	\$1,155,000	-	-	-	-	-	-	-	-	-	1	DNA	\$50,000
Town of Lyons	3	5,837	\$210,000	-	-	-	-	-	-	-	-	-	2	1,988	\$66,000
Village of Lyons	1	1,000	\$40,000	-	-	-	-	-	-	-	-	-	2	3,696	\$115,000
Town of Macedon	43	78,654	\$5,786,030	-	-	-	-	-	-	-	-	-	-	-	-
Village of Macedon	10	18,450	DNA	-	-	-	-	-	-	-	-	-	-	-	-
Town of Marion	6	10,600	\$835,000	-	-	-	-	-	-	-	-	-	4	4,260	\$44,800
Village of Newark	5	7,976	\$560,000	-	-	-	-	-	-	-	-	-	1	1,680	\$65,740
Town of Ontario	52	132,037	\$7,230,092	-	-	-	-	-	-	-	-	-	2	3,328	\$90,000
Town of Palmyra	5	9,900	\$754,000	-	-	-	-	-	-	-	-	-	-	-	-
Village of Palmyra	1	1,700	\$120,000	1	2,200	\$154,000	-	-	-	-	-	-	-	-	-
Village of Red Creek	-	-	-	-	-	-	-	-	-	-	-	-	-	-	-
Town of Rose	-	-	-	-	-	-	-	-	-	-	-	-	6	9,377	DNA
Town of Savannah	5	DNA	DNA	-	-	-	-	-	-	-	-	-	5	DNA	DNA
Town of Sodus	10	15,536	\$664,000	-	-	-	-	-	-	-	-	-	-	-	-
Village of Sodus	-	-	-	-	-	-	-	-	-	-	-	-	-	-	-
Village of Sodus Point	2	2,804	\$137,000	-	-	-	-	-	-	-	-	-	-	-	-
Town of Walworth	49	94,583	\$6,876,000	-	-	-	-	-	-	-	-	-	-	-	-
Town of Williamson	22	DNA	\$2,800,000	-	-	-	-	-	-	-	-	-	5	DNA	\$202,000
Town of Wolcott	6	8,000	\$483,000	-	-	-	-	-	-	-	-	-	14	12,000	DNA
Village of Wolcott	1	1,326	\$99,000	-	-	-	-	-	-	-	-	-	-	-	-

DNA = Data not available.

Source: Municipal representatives, 2002.

Number, Square Footage, and Value of Permits Issued for New Residential Buildings (2001)

Wyoming County

Municipality	Single Family (⁽¹⁾)	Total Square Feet	Total Value	Two Family	Total Square Feet	Total Value	Three or Four Family (# of Units)	Total Square Feet	Total Value	Five or More Family (# of Units)	Total Square Feet	Total Value	Mobile Homes/T railers	Total Square Feet	Total Value
Town of Arcade	14	DNA	\$1,496,500	-	-	-	-	-	-	-	-	-	2	DNA	\$222,000
Village of Arcade	-	-	-	-	-	-	-	-	-	-	-	-	-	-	-
Town of Attica	-	-	-	-	-	-	-	-	-	-	-	-	2	DNA	\$125,000
Village of Attica	2	DNA	\$215,700	-	-	-	-	-	-	-	-	-	-	-	-
Town of Bennington	11	DNA	\$967,000	-	-	-	-	-	-	-	-	-	1	DNA	\$42,000
Town of Castile	6	DNA	\$625,000	-	-	-	-	-	-	-	-	-	-	-	-
Village of Castile	-	-	-	-	-	-	-	-	-	-	-	-	-	-	-
Town of Covington	2	DNA	\$180,000	-	-	-	-	-	-	-	-	-	3	DNA	\$238,000
Town of Eagle	2	DNA	\$193,000	-	-	-	-	-	-	-	-	-	4	DNA	\$173,000
Town of Gainesville	2	DNA	\$70,000	-	-	-	-	-	-	-	-	-	2	DNA	\$205,000
Village of Gainesville	-	-	-	-	-	-	-	-	-	-	-	-	-	-	-
Town of Genesee Falls	-	-	-	-	-	-	-	-	-	-	-	-	1	DNA	\$41,000
Town of Java	5	DNA	\$400,000	-	-	-	-	-	-	-	-	-	1	DNA	\$53,000
Town of Middlebury	3	DNA	\$305,000	-	-	-	-	-	-	-	-	-	3	DNA	\$94,900
Town of Orangeville	2	DNA	\$214,000	-	-	-	-	-	-	-	-	-	1	DNA	\$111,000
Town of Perry	3	DNA	\$270,000	-	-	-	-	-	-	-	-	-	1	DNA	\$24,000
Village of Perry	-	-	-	-	-	-	-	-	-	-	-	-	-	-	-
Town of Pike	5	DNA	\$300,000	-	-	-	-	-	-	-	-	-	2	DNA	\$110,000
Village of Pike	-	-	-	-	-	-	-	-	-	-	-	-	-	-	-
Town of Sheldon	4	DNA	\$422,000	-	-	-	-	-	-	-	-	-	1	DNA	\$80,000
Village of Silver Springs	-	-	-	-	-	-	-	-	-	-	-	-	1	DNA	\$27,000
Town of Warsaw	5	DNA	\$534,900	-	-	-	-	-	-	-	-	-	3	DNA	\$123,000
Village of Warsaw	-	-	-	-	-	-	-	-	-	-	-	-	-	-	-
Town of Wethersfield	-	-	-	-	-	-	-	-	-	-	-	-	-	-	-
Village of Wyoming	-	-	-	-	-	-	-	-	-	-	-	-	-	-	-

DNA = Data not available.

⁽¹⁾ includes all dwellings, except mobile homes

Source: Wyoming County Building Department, 2002.

2001 Rural County Land Use Monitoring Report

Number, Square Footage, and Value of Permits Issued for New Residential Buildings (2001)

Yates County

Municipality	Single Family	Total Square Feet	Total Value	Two Family	Total Square Feet	Total Value	Three or Four Family (# of Units)	Total Square Feet	Total Value	Five or More Family (# of Units)	Total Square Feet	Total Value	Mobile Homes/T railers	Total Square Feet	Total Value
Town of Barrington	7	14,079	\$673,723	-	-	-	-	-	-	-	-	-	8	8,079	\$271,000
Town of Benton	11	20,903	\$1,067,232	-	-	-	-	-	-	-	-	-	2	1,850	\$26,000
Village of Dresden	-	-	-	-	-	-	-	-	-	-	-	-	-	-	-
Village of Dundee	-	-	-	-	-	-	-	-	-	-	-	-	4	4,440	\$120,000
Town of Italy	Did not return survey														
Town of Jerusalem	21	41,180	\$2,591,000	-	-	-	-	-	-	-	-	-	4	7,588	\$247,000
Town of Middlesex	12	92,280	\$156,000	-	-	-	-	-	-	-	-	-	1	1,507	\$73,000
Town of Milo	13	9,760	\$445,000	-	-	-	-	-	-	-	-	-	6	1,600	\$38,000
Village of Penn Yan	6	DNA	DNA	-	-	-	1 (4)	DNA	DNA	-	-	-	-	-	-
Town of Potter	4	5,850	DNA	-	-	-	-	-	-	-	-	-	2	1,960	DNA
Town of Starkey	4	9,596	\$590,000	-	-	-	-	-	-	-	-	-	4	2,000	\$95,000
Town of Torrey	5	9,340	\$821,000	-	-	-	-	-	-	-	-	-	-	-	-

DNA = Data not available.

Source: Municipal representatives, 2002.

Appendix B

Number, Square Footage, and Value of Permits Issued for New Industrial Buildings (2001)

Number, Square Footage, and Value of Permits Issued for New Industrial Buildings (2001)

Genesee County

<i>Municipality</i>	<i>Buildings</i>	<i>Total Square Feet</i>	<i>Total Value</i>
Town of Alabama	-	-	-
Town of Alexander	-	-	-
Village of Alexander	-	-	-
City of Batavia	Did not return survey		
Town of Batavia	Did not return survey		
Town of Bergen	1	DNA	DNA
Village of Bergen	-	-	-
Town of Bethany	Did not return survey		
Town of Byron	-	-	-
Village of Corfu	-	-	-
Town of Darien	-	-	-
Town of Elba	Did not return survey		
Village of Elba	Did not return survey		
Town of Leroy	-	-	-
Village of Leroy	-	-	-
Town of Oakfield	-	-	-
Village of Oakfield	-	-	-
Town of Pavilion	-	-	-
Town of Pembroke	-	-	-
Town of Stafford	Did not return survey		

DNA = Data not available.

Source: Municipal representatives, 2002.

Number, Square Footage, and Value of Permits Issued for New Industrial Buildings (2001)

Livingston County

<i>Municipality</i>	<i>Buildings</i>	<i>Total Square Feet</i>	<i>Total Value</i>
Town of Avon	-	-	-
Village of Avon	1	10,000	\$350,000
Town of Caledonia	-	-	-
Village of Caledonia	1	-	\$60,000
Town of Conesus	-	-	-
Village of Dansville	-	-	-
Town of Geneseo	-	-	-
Village of Geneseo	-	-	-
Town of Groveland	3	-	\$743,300
Town of Leicester	-	-	-
Village of Leicester	-	-	-
Town of Lima	-	-	-
Village of Lima	-	-	-
Town of Livonia	-	-	-
Village of Livonia	-	-	-
Town of Mount Morris	Did not return data		
Village of Mount Morris	-	-	-
Town of North Dansville	1	3,680	\$110,000
Town of Nunda	-	-	-
Village of Nunda	3	17,200	\$240,000
Town of Ossian	-	-	-
Town of Portage	-	-	-
Town of Sparta	Did not return data		
Town of Springwater	-	-	-
Town of West Sparta	Did not return data		
Town of York	1	3,720	\$99,361

DNA = Data not available.

Source: Municipal representatives, 2002.

Number, Square Footage, and Value of Permits Issued for New Industrial Buildings (2001)

Monroe County

<i>Municipality</i>	<i>Buildings</i>	<i>Total Square Feet</i>	<i>Total Value</i>
Town of Brighton	-	-	-
Village of Brockport	1	600,000	\$3,211,000
Town of Chili	-	-	-
Village of Churchville	-	-	-
Town of Clarkson	-	-	-
Village of East Rochester	-	-	-
Village of Fairport	-	-	-
Town of Gates	-	-	-
Town of Greece	-	-	-
Town of Hamlin	-	-	-
Town of Henrietta	16	-	\$28,702,000
Village of Hilton	-	-	-
Village of Honeoye Falls	-	-	-
Town of Irondequoit	-	-	-
Town of Mendon	-	-	-
Town of Ogden	1	-	\$816,750
Town of Parma	-	-	-
Town of Penfield	-	-	-
Town of Perinton	-	-	-
Town of Pittsford	1	15,837	\$1,000,000
Village of Pittsford	-	-	-
Town of Riga	-	-	-
City of Rochester	3	DNA	\$690,000
Town of Rush	-	-	-
Village of Scottsville	-	-	-
Village of Spencerport	-	-	-
Town of Sweden	-	-	-
Town of Webster	-	-	-
Village of Webster	-	-	-
Town of Wheatland	-	-	-

DNA = Data not available.

Source: Municipal representatives, 2002.

Number, Square Footage, and Value of Permits Issued for New Industrial Buildings (2001)

Ontario County

<i>Municipality</i>	<i>Buildings</i>	<i>Total Square Feet</i>	<i>Total Value</i>
Village of Bloomfield	1	12,000	\$125,000
Town of Bristol	-	-	-
Town of Canadice	-	-	-
City of Canandaigua	-	-	-
Town of Canandaigua	2	21,500	\$1,178,000
Village of Clifton Springs	-	-	-
Town of East Bloomfield	-	-	-
Town of Farmington	2	DNA	\$2,400,000
City of Geneva	-	-	-
Town of Geneva	-	-	-
Town of Gorham	-	-	-
Town of Hopewell	-	-	-
Town of Manchester	-	-	-
Village of Manchester	-	-	-
Town of Naples	-	-	-
Village of Naples	Did not return survey		
Town of Phelps	-	-	-
Village of Phelps	-	-	-
Town of Richmond	-	-	-
Village of Rushville	Did not return survey		
Town of Seneca	Did not return survey		
Village of Shortsville	-	-	-
Town of South Bristol	-	-	-
Town of Victor	9	175,985	DNA
Village of Victor	-	-	-
Town of West Bloomfield	-	-	-

Source: Municipal representatives, 2002.

Number, Square Footage, and Value of Permits Issued for New Industrial Buildings (2001)

Orleans County

<i>Municipality</i>	<i>Buildings</i>	<i>Total Square Feet</i>	<i>Total Value</i>
Town of Albion	-	-	-
Village of Albion	-	-	-
Town of Barre	-	-	-
Town of Carlton	-	-	-
Town of Clarendon	-	-	-
Town of Gaines	-	-	-
Village of Holley	1	47,200	\$2,300,000
Town of Kendall	-	-	-
Village of Lyndonville	-	-	-
Village of Medina	1	1,920	\$106,000
Town of Murray	-	-	-
Town of Ridgeway	-	-	-
Town of Shelby	-	-	-
Town of Yates	Did not return survey		

DNA = Data not available.

Source: Municipal representatives, 2002.

Number, Square Footage, and Value of Permits Issued for New Industrial Buildings (2001)

Seneca County

<i>Municipality</i>	<i>Buildings</i>	<i>Total Square Feet</i>	<i>Total Value</i>
Town of Covert	-	-	-
Town of Fayette	-	-	-
Village of Interlaken	-	-	-
Town of Junius	-	-	-
Town of Lodi	-	-	-
Village of Lodi	-	-	-
Town of Ovid	-	-	-
Village of Ovid	-	-	-
Town of Romulus	-	-	-
Town of Seneca Falls	-	-	-
Village of Seneca Falls	-	-	-
Town of Tyre	-	-	-
Town of Varick	-	-	-
Town of Waterloo	-	-	-
Village of Waterloo	-	-	-

Source: Seneca County Code Enforcement Office, 2002.

Number, Square Footage, and Value of Permits Issued for New Industrial Buildings (2001)

Wayne County

<i>Municipality</i>	<i>Buildings</i>	<i>Total Square Feet</i>	<i>Total Value</i>
Town of Arcadia	-	-	-
Town of Butler	-	-	-
Village of Clyde	-	-	-
Town of Galen	-	-	-
Town of Huron	-	-	-
Town of Lyons	-	-	-
Village of Lyons	-	-	-
Town of Macedon	-	-	-
Village of Macedon	-	-	-
Town of Marion	-	-	-
Village of Newark	-	-	-
Town of Ontario	3	29,392	\$476,250
Town of Palmyra	-	-	-
Village of Palmyra	-	-	-
Village of Red Creek	-	-	-
Town of Rose	-	-	-
Town of Savannah	-	-	-
Town of Sodus	-	-	-
Village of Sodus	-	-	-
Village of Sodus Point	-	-	-
Town of Walworth	-	-	-
Town of Williamson	-	-	-
Town of Wolcott	-	-	-
Village of Wolcott	-	-	-

DNA = Data not available.

Source: Municipal representatives, 2002.

Number, Square Footage, and Value of Permits Issued for New Industrial Buildings (2001)

Wyoming County

<i>Municipality</i>	<i>Buildings</i>	<i>Total Square Feet</i>	<i>Total Value</i>
Town of Arcade	1	DNA	\$100,000
Village of Arcade	-	-	-
Town of Attica	-	-	-
Village of Attica	-	-	-
Town of Bennington	-	-	-
Town of Castile	-	-	-
Village of Castile	-	-	-
Town of Covington	-	-	-
Town of Eagle	-	-	-
Town of Gainesville	-	-	-
Village of Gainesville	-	-	-
Town of Genesee Falls	-	-	-
Town of Java	-	-	-
Town of Middlebury	-	-	-
Town of Orangeville	-	-	-
Town of Perry	-	-	-
Village of Perry	-	-	-
Town of Pike	-	-	-
Village of Pike	-	-	-
Town of Sheldon	-	-	-
Village of Silver Springs	-	-	-
Town of Warsaw	-	-	-
Village of Warsaw	-	-	-
Town of Wethersfield	-	-	-
Village of Wyoming	-	-	-

Source: Wyoming County Building Department, 2002.

Number, Square Footage, and Value of Permits Issued for New Industrial Buildings (2001)

Yates County

<i>Municipality</i>	<i>Buildings</i>	<i>Total Square Feet</i>	<i>Total Value</i>
Town of Barrington	-	-	-
Town of Benton	-	-	-
Village of Dresden	-	-	-
Village of Dundee	-	-	-
Town of Italy	Did not return survey		
Town of Jerusalem	-	-	-
Town of Middlesex	-	-	-
Town of Milo	-	-	-
Village of Penn Yan	-	-	-
Town of Potter	-	-	-
Town of Starkey	-	-	-
Town of Torrey	-	-	-

Source: Municipal representatives, 2002.

Appendix C

Number, Square Footage, and Value of Permits Issued for New Commercial Buildings (2001)

Number, Square Footage, and Value of Permits Issued for New Commercial Buildings (2001)

Genesee County

<i>Municipality</i>	<i>Offices/B anks</i>	<i>Total Square Feet</i>	<i>Total Value</i>	<i>Retail/ Service</i>	<i>Total Square Feet</i>	<i>Total Value</i>	<i>Service Stations</i>	<i>Total Square Feet</i>	<i>Total Value</i>	<i>Hotels/M otels</i>	<i>Total Square Feet</i>	<i>Total Value</i>
Town of Alabama	-	-	-	-	-	-	-	-	-	-	-	-
Town of Alexander	-	-	-	-	-	-	-	-	-	-	-	-
Village of Alexander	-	-	-	-	-	-	-	-	-	-	-	-
City of Batavia	Did not return survey											
Town of Batavia	Did not return survey											
Town of Bergen	-	-	-	-	-	-	-	-	-	-	-	-
Village of Bergen	-	-	-	-	-	-	-	-	-	-	-	-
Town of Bethany	Did not return survey											
Town of Byron	-	-	-	-	-	-	-	-	-	-	-	-
Village of Corfu	-	-	-	-	-	-	-	-	-	-	-	-
Town of Darien	-	-	-	-	-	-	-	-	-	-	-	-
Town of Elba	Did not return survey											
Village of Elba	Did not return survey											
Town of Leroy	-	-	-	3	12,624	\$119,000	-	-	-	-	-	-
Village of Leroy	-	-	-	-	-	-	-	-	-	-	-	-
Town of Oakfield	-	-	-	-	-	-	-	-	-	-	-	-
Village of Oakfield	-	-	-	-	-	-	-	-	-	-	-	-
Town of Pavilion	-	-	-	-	-	-	-	-	-	-	-	-
Town of Pembroke	-	-	-	1	16,053	\$434,964	-	-	-	-	-	-
Town of Stafford	Did not return survey											

DNA = Data not available.

Source: Municipal representatives, 2002.

2001 Rural County Land Use Monitoring Report

Number, Square Footage, and Value of Permits Issued for New Commercial Buildings (2001)

Livingston County

Municipality	Offices/B anks	Total Square Feet	Total Value	Retail/ Service	Total Square Feet	Total Value	Service Stations	Total Square Feet	Total Value	Hotels/M otels	Total Square Feet	Total Value
Town of Avon	1	672	\$11,000	-	-	-	-	-	-	-	-	-
Village of Avon	-	-	-	-	-	-	-	-	-	-	-	-
Town of Caledonia	-	-	-	-	-	-	-	-	-	-	-	-
Village of Caledonia	-	-	-	-	-	-	-	-	-	-	-	-
Town of Conesus	-	-	-	-	-	-	-	-	-	-	-	-
Village of Dansville	-	-	-	1	57,000	\$3,627,000	-	-	-	1	DNA	\$450,000
Town of Geneseo	-	-	-	1	DNA	\$520,000	-	-	-	-	-	-
Village of Geneseo	-	-	-	-	-	-	-	-	-	-	-	-
Town of Groveland	-	-	-	-	-	-	-	-	-	-	-	-
Town of Leicester	-	-	-	-	-	-	-	-	-	-	-	-
Village of Leicester	-	-	-	-	-	-	-	-	-	-	-	-
Town of Lima	-	-	-	-	-	-	-	-	-	-	-	-
Village of Lima	-	-	-	-	-	-	-	-	-	-	-	-
Town of Livonia	-	-	-	-	-	-	-	-	-	-	-	-
Village of Livonia	-	-	-	-	-	-	-	-	-	-	-	-
Town of Mount Morris	Did not return survey											
Village of Mount Morris	-	-	-	-	-	-	-	-	-	-	-	-
Town of North Dansville	-	-	-	1	DNA	\$45,000	-	-	-	-	-	-
Town of Nunda	-	-	-	-	-	-	-	-	-	-	-	-
Village of Nunda	-	-	-	-	-	-	-	-	-	-	-	-
Town of Ossian	-	-	-	-	-	-	-	-	-	-	-	-
Town of Portage	-	-	-	-	-	-	-	-	-	-	-	-
Town of Sparta	Did not return survey											
Town of Springwater	-	-	-	2	6,480	\$307,530	-	-	-	-	-	-
Town of West Sparta	Did not return survey											
Town of York	-	-	-	-	-	-	-	-	-	-	-	-

DNA= Data not available.

Source: Municipal representatives, 2002.

Number, Square Footage, and Value of Permits Issued for New Commercial Buildings (2001)

Monroe County

<i>Municipality</i>	<i>Offices/B anks</i>	<i>Total Square Feet</i>	<i>Total Value</i>	<i>Retail/ Service</i>	<i>Total Square Feet</i>	<i>Total Value</i>	<i>Service Stations</i>	<i>Total Square Feet</i>	<i>Total Value</i>	<i>Hotels/M otels</i>	<i>Total Square Feet</i>	<i>Total Value</i>
Town of Brighton	3	195,543	\$5,870,000	1	5,226	\$450,000	-	-	-	-	-	-
Village of Brockport	-	-	-	-	-	-	-	-	-	-	-	-
Town of Chili	-	-	-	-	-	-	-	-	-	-	-	-
Village of Churchville	-	-	-	-	-	-	-	-	-	-	-	-
Town of Clarkson	-	-	-	-	-	-	-	-	-	-	-	-
Village of East Rochester	-	-	-	-	-	-	-	-	-	-	-	-
Village of Fairport	-	-	-	-	-	-	-	-	-	-	-	-
Town of Gates	-	-	-	-	-	-	-	-	-	-	-	-
Town of Greece	-	-	-	-	-	-	-	-	-	-	-	-
Town of Hamlin	-	-	-	-	-	-	-	-	-	-	-	-
Town of Henrietta	-	-	-	105	DNA	\$20,848,430	-	-	-	-	-	-
Village of Hilton	-	-	-	-	-	-	-	-	-	-	-	-
Village of Honeoye Falls	-	-	-	-	-	-	-	-	-	-	-	-
Town of Irondequoit	-	-	-	3	25,666	DNA	-	-	-	1	37,000	DNA
Town of Mendon	-	-	-	-	-	-	-	-	-	-	-	-
Town of Ogden	-	-	-	-	-	-	-	-	-	-	-	-
Town of Parma	-	-	-	-	-	-	-	-	-	-	-	-
Town of Penfield	1	20,933	\$1,000,000	2	45,916	\$900,000	-	-	-	-	-	-
Town of Perinton	4	160,400	\$6,424,000	-	-	-	-	-	-	-	-	-
Town of Pittsford	-	-	-	1	3,675	\$500,000	-	-	-	-	-	-
Village of Pittsford	-	-	-	-	-	-	-	-	-	-	-	-
Town of Riga	-	-	-	-	-	-	-	-	-	-	-	-
City of Rochester	-	-	-	2	DNA	\$400,500	-	-	-	-	-	-
Town of Rush	-	-	-	-	-	-	-	-	-	-	-	-
Village of Scottsville	-	-	-	-	-	-	-	-	-	-	-	-
Village of Spencerport	-	-	-	-	-	-	-	-	-	-	-	-
Town of Sweden	-	-	-	-	-	-	-	-	-	-	-	-
Town of Webster	2	200,000	DNA	-	-	-	-	-	-	-	-	-
Village of Webster	-	-	-	-	-	-	-	-	-	-	-	-
Town of Wheatland	-	-	-	1	2,500	\$35,000	-	-	-	-	-	-

DNA= Data not available.

Source: Municipal representatives, 2002.

2001 Rural County Land Use Monitoring Report

Number, Square Footage, and Value of Permits Issued for New Commercial Buildings (2001)

Ontario County

Municipality	Offices/Banks	Total Square Feet	Total Value	Retail/Service	Total Square Feet	Total Value	Service Stations	Total Square Feet	Total Value	Hotels/Motels	Total Square Feet	Total Value
Village of Bloomfield	-	-	-	-	-	-	-	-	-	-	-	-
Town of Bristol	-	-	-	-	-	-	1	2,880	\$200,000	-	-	-
Town of Canadice	-	-	-	-	-	-	-	-	-	-	-	-
City of Canandaigua	-	-	-	-	-	-	-	-	-	-	-	-
Town of Canandaigua	-	-	-	-	-	-	-	-	-	-	-	-
Village of Clifton Springs	1	DNA	\$195,000	1	DNA	\$4,000	-	-	-	-	-	-
Town of East Bloomfield	-	-	-	3	22,250	\$122,000	-	-	-	-	-	-
Town of Farmington	-	-	-	-	-	-	-	-	-	-	-	-
City of Geneva	-	-	-	3	DNA	DNA	-	-	-	-	-	-
Town of Geneva	-	-	-	1	9,000	\$200,000	-	-	-	-	-	-
Town of Gorham	-	-	-	-	-	-	-	-	-	-	-	-
Town of Hopewell	-	-	-	-	-	-	-	-	-	-	-	-
Town of Manchester	1	DNA	\$160,000	1	DNA	\$10,000	-	-	-	-	-	-
Village of Manchester	1	DNA	\$5,000	-	-	-	-	-	-	-	-	-
Town of Naples	-	-	-	-	-	-	-	-	-	-	-	-
Village of Naples	Did nor return survey											
Town of Phelps	-	-	-	1	1,200	\$5,000	-	-	-	-	-	-
Village of Phelps	-	-	-	-	-	-	-	-	-	-	-	-
Town of Richmond	-	-	-	-	-	-	-	-	-	-	-	-
Village of Rushville	Did nor return survey											
Town of Seneca	Did nor return survey											
Village of Shortsville	-	-	-	1	DNA	\$4,000	-	-	-	-	-	-
Town of South Bristol	-	-	-	-	-	-	-	-	-	-	-	-
Town of Victor	-	-	-	4	21,926	DNA	-	-	-	-	-	-
Village of Victor	1	3,700	\$1,000,000	-	-	-	-	-	-	-	-	-
Town of West Bloomfield	-	-	-	-	-	-	-	-	-	-	-	-

DNA = Data not available.

Source: Municipal representatives, 2002.

Number, Square Footage, and Value of Permits Issued for New Commercial Buildings (2001)

Orleans County

<i>Municipality</i>	<i>Offices/B anks</i>	<i>Total Square Feet</i>	<i>Total Value</i>	<i>Retail/ Service</i>	<i>Total Square Feet</i>	<i>Total Value</i>	<i>Service Stations</i>	<i>Total Square Feet</i>	<i>Total Value</i>	<i>Hotels/M otels</i>	<i>Total Square Feet</i>	<i>Total Value</i>
Town of Albion	-	-	-	-	-	-	-	-	-	-	-	-
Village of Albion	-	-	-	1	44,000	\$2,500,000	-	-	-	-	-	-
Town of Barre	-	-	-	-	-	-	-	-	-	-	-	-
Town of Carlton	-	-	-	-	-	-	-	-	-	-	-	-
Town of Clarendon	-	-	-	1	4,200	\$65,000	-	-	-	-	-	-
Town of Gaines	-	-	-	-	-	-	-	-	-	-	-	-
Village of Holley	-	-	-	-	-	-	-	-	-	-	-	-
Town of Kendall	-	-	-	-	-	-	-	-	-	-	-	-
Village of Lyndonville	-	-	-	-	-	-	-	-	-	-	-	-
Village of Medina	1	6,140	\$300,000	1	3,000	\$30,000	-	-	-	-	-	-
Town of Murray	-	-	-	-	-	-	-	-	-	-	-	-
Town of Ridgeway	-	-	-	-	-	-	-	-	-	-	-	-
Town of Shelby	-	-	-	-	-	-	-	-	-	-	-	-
Town of Yates	Did not return survey											

DNA = Data not available.

Source: Municipal representatives, 2002.

Number, Square Footage, and Value of Permits Issued for New Commercial Buildings (2001)

Seneca County

<i>Municipality</i>	<i>Offices/B anks</i>	<i>Total Square Feet</i>	<i>Total Value</i>	<i>Retail/ Service</i>	<i>Total Square Feet</i>	<i>Total Value</i>	<i>Service Stations</i>	<i>Total Square Feet</i>	<i>Total Value</i>	<i>Hotels/M otels</i>	<i>Total Square Feet</i>	<i>Total Value</i>
Town of Covert	-	-	-	-	-	-	-	-	-	-	-	-
Town of Fayette	-	-	-	-	-	-	-	-	-	-	-	-
Village of Interlaken	-	-	-	-	-	-	-	-	-	-	-	-
Town of Junius	-	-	-	-	-	-	-	-	-	-	-	-
Town of Lodi	-	-	-	-	-	-	-	-	-	-	-	-
Village of Lodi	-	-	-	-	-	-	-	-	-	-	-	-
Town of Ovid	-	-	-	1	DNA	\$375,000	-	-	-	-	-	-
Village of Ovid	-	-	-	-	-	-	-	-	-	-	-	-
Town of Romulus	-	-	-	1	DNA	\$15,000	-	-	-	-	-	-
Town of Seneca Falls	-	-	-	-	-	-	-	-	-	-	-	-
Village of Seneca Falls	-	-	-	1	DNA	\$16,000	-	-	-	-	-	-
Town of Tyre	-	-	-	1	DNA	\$35,000	-	-	-	-	-	-
Town of Varick	-	-	-	-	-	-	-	-	-	-	-	-
Town of Waterloo	-	-	-	1	DNA	\$245,745	-	-	-	-	-	-
Village of Waterloo	-	-	-	-	-	-	-	-	-	-	-	-
DNA = Data not available	-	-	-	-	-	-	-	-	-	-	-	-

Source: Seneca County Code Enforcement Office, 2002.

2001 Rural County Land Use Monitoring Report

Number, Square Footage, and Value of Permits Issued for New Commercial Buildings (2001)

Wayne County

<i>Municipality</i>	<i>Offices/B anks</i>	<i>Total Square Feet</i>	<i>Total Value</i>	<i>Retail/ Service</i>	<i>Total Square Feet</i>	<i>Total Value</i>	<i>Service Stations</i>	<i>Total Square Feet</i>	<i>Total Value</i>	<i>Hotels/M otels</i>	<i>Total Square Feet</i>	<i>Total Value</i>
Town of Arcadia	-	-	-	2	13,000	\$245,000	-	-	-	-	-	-
Town of Butler	-	-	-	-	-	-	1	2,916	\$60,000	-	-	-
Village of Clyde	1	1,800	\$200,000	-	-	-	-	-	-	-	-	-
Town of Galen	-	-	-	-	-	-	-	-	-	-	-	-
Town of Huron	-	-	-	-	-	-	-	-	-	-	-	-
Town of Lyons	-	-	-	-	-	-	-	-	-	-	-	-
Village of Lyons	-	-	-	-	-	-	-	-	-	-	-	-
Town of Macedon	-	-	-	-	-	-	-	-	-	-	-	-
Village of Macedon	-	-	-	-	-	-	-	-	-	-	-	-
Town of Marion	-	-	-	-	-	-	-	-	-	-	-	-
Village of Newark	-	-	-	-	-	-	-	-	-	-	-	-
Town of Ontario	-	-	-	4	14,800	\$378,000	-	-	-	-	-	-
Town of Palmyra	-	-	-	-	-	-	-	-	-	-	-	-
Village of Palmyra	-	-	-	-	-	-	-	-	-	-	-	-
Village of Red Creek	-	-	-	-	-	-	-	-	-	-	-	-
Town of Rose	-	-	-	-	-	-	-	-	-	-	-	-
Town of Savannah	-	-	-	-	-	-	-	-	-	-	-	-
Town of Sodus	-	-	-	-	-	-	-	-	-	-	-	-
Village of Sodus	-	-	-	-	-	-	-	-	-	-	-	-
Village of Sodus Point	-	-	-	-	-	-	-	-	-	-	-	-
Town of Walworth	-	-	-	-	-	-	-	-	-	-	-	-
Town of Williamson	-	-	-	-	-	-	-	-	-	-	-	-
Town of Wolcott	-	-	-	-	-	-	-	-	-	-	-	-
Village of Wolcott	-	-	-	-	-	-	-	-	-	-	-	-

DNA = Data not available.

Source: Municipal representatives, 2002.

Number, Square Footage, and Value of Permits Issued for New Commercial Buildings (2001)

Wyoming County

<i>Municipality</i>	<i>Offices/B anks</i>	<i>Total Square Feet</i>	<i>Total Value</i>	<i>Retail/ Service</i>	<i>Total Square Feet</i>	<i>Total Value</i>	<i>Service Stations</i>	<i>Total Square Feet</i>	<i>Total Value</i>	<i>Hotels/M otels</i>	<i>Total Square Feet</i>	<i>Total Value</i>
Town of Arcade	-	-	-	-	-	-	-	-	-	-	-	-
Village of Arcade	-	-	-	-	-	-	-	-	-	-	-	-
Town of Attica	-	-	-	-	-	-	-	-	-	-	-	-
Village of Attica	-	-	-	1	DNA	\$30,000	-	-	-	-	-	-
Town of Bennington	-	-	-	-	-	-	-	-	-	-	-	-
Town of Castile	-	-	-	-	-	-	-	-	-	-	-	-
Village of Castile	-	-	-	-	-	-	-	-	-	-	-	-
Town of Covington	-	-	-	-	-	-	-	-	-	-	-	-
Town of Eagle	-	-	-	-	-	-	-	-	-	-	-	-
Town of Gainesville	-	-	-	-	-	-	-	-	-	-	-	-
Village of Gainesville	-	-	-	-	-	-	-	-	-	-	-	-
Town of Genesee Falls	-	-	-	-	-	-	-	-	-	-	-	-
Town of Java	-	-	-	-	-	-	-	-	-	-	-	-
Town of Middlebury	-	-	-	-	-	-	-	-	-	-	-	-
Town of Orangeville	-	-	-	-	-	-	-	-	-	-	-	-
Town of Perry	-	-	-	-	-	-	-	-	-	-	-	-
Village of Perry	1	DNA	\$500,000	1	DNA	\$209,000	-	-	-	-	-	-
Town of Pike	-	-	-	-	-	-	-	-	-	-	-	-
Village of Pike	-	-	-	-	-	-	-	-	-	-	-	-
Town of Sheldon	-	-	-	-	-	-	-	-	-	-	-	-
Village of Silver Springs	-	-	-	-	-	-	-	-	-	-	-	-
Town of Warsaw	-	-	-	-	-	-	-	-	-	-	-	-
Village of Warsaw	-	-	-	-	-	-	-	-	-	-	-	-
Town of Wethersfield	-	-	-	-	-	-	-	-	-	-	-	-
Village of Wyoming	-	-	-	-	-	-	-	-	-	-	-	-

DNA = Data not available.

Source: Wyoming County Building Department, 2002.

Number, Square Footage, and Value of Permits Issued for New Commercial Buildings (2001)

Yates County

<i>Municipality</i>	<i>Offices/B anks</i>	<i>Total Square Feet</i>	<i>Total Value</i>	<i>Retail/ Service</i>	<i>Total Square Feet</i>	<i>Total Value</i>	<i>Service Stations</i>	<i>Total Square Feet</i>	<i>Total Value</i>	<i>Hotels/M otels</i>	<i>Total Square Feet</i>	<i>Total Value</i>
Town of Barrington	-	-	-	-	-	-	-	-	-	-	-	-
Town of Benton	-	-	-	-	-	-	-	-	-	-	-	-
Village of Dresden	-	-	-	-	-	-	-	-	-	-	-	-
Village of Dundee	-	-	-	1	1,200	\$28,000	-	-	-	-	-	-
Town of Italy	Did not return survey											
Town of Jerusalem	-	-	-	-	-	-	-	-	-	-	-	-
Town of Middlesex	-	-	-	-	-	-	-	-	-	-	-	-
Town of Milo	-	-	-	-	-	-	-	-	-	-	-	-
Village of Penn Yan	2	DNA	DNA	-	-	-	-	-	-	-	-	-
Town of Potter	-	-	-	-	-	-	-	-	-	-	-	-
Town of Starkey	-	-	-	-	-	-	-	-	-	-	-	-
Town of Torrey	-	-	-	-	-	-	-	-	-	1	10,480	\$490,000

Source: Municipal representatives, 2002.

Appendix D

Number, Square Footage, and Value of Permits Issued for New Community Service Buildings (2001)

Number, Square Footage, and Value of Permits Issued for New Community Service Buildings (2001)

Genesee County

Municipality	Hospitals/ Health Facilities	Total Square Feet	Total Value	Schools/ Churches	Total Square Feet	Total Value	Public Works/ Safety	Total Square Feet	Total Value	Utilities	Total Square Feet	Total Value
Town of Alabama	-	-	-	-	-	-	-	-	-	-	-	-
Town of Alexander	-	-	-	-	-	-	-	-	-	-	-	-
Village of Alexander	-	-	-	-	-	-	-	-	-	-	-	-
City of Batavia	Did not return survey											
Town of Batavia	Did not return survey											
Town of Bergen	-	-	-	-	-	-	-	-	-	-	-	-
Village of Bergen	-	-	-	-	-	-	-	-	-	-	-	-
Town of Bethany	Did not return survey											
Town of Byron	-	-	-	-	-	-	-	-	-	-	-	-
Village of Corfu	-	-	-	-	-	-	-	-	-	-	-	-
Town of Darien	-	-	-	-	-	-	-	-	-	-	-	-
Town of Elba	Did not return survey											
Village of Elba	Did not return survey											
Town of Leroy	-	-	-	-	-	-	-	-	-	-	-	-
Village of Leroy	-	-	-	-	-	-	-	-	-	-	-	-
Town of Oakfield	-	-	-	-	-	-	-	-	-	-	-	-
Village of Oakfield	-	-	-	-	-	-	-	-	-	-	-	-
Town of Pavilion	-	-	-	-	-	-	-	-	-	-	-	-
Town of Pembroke	-	-	-	-	-	-	-	-	-	-	-	-
Town of Stafford	Did not return survey											

Source: Municipal representatives, 2002.

Number, Square Footage, and Value of Permits Issued for New Community Service Buildings (2001)

Livingston County

Municipality	Hospitals/ Health Facilities	Total Square Feet	Total Value	Schools/ Churches	Total Square Feet	Total Value	Public Works/ Safety	Total Square Feet	Total Value	Utilities	Total Square Feet	Total Value
Town of Avon	-	-	-	-	-	-	-	-	-	-	-	-
Village of Avon	-	-	-	-	-	-	-	-	-	-	-	-
Town of Caledonia	-	-	-	-	-	-	-	-	-	-	-	-
Village of Caledonia	-	-	-	-	-	-	-	-	-	-	-	-
Town of Conesus	-	-	-	-	-	-	-	-	-	-	-	-
Village of Dansville	-	-	-	-	-	-	-	-	-	-	-	-
Town of Geneseo	-	-	-	-	-	-	-	-	-	-	-	-
Village of Geneseo	-	-	-	-	-	-	-	-	-	-	-	-
Town of Groveland	-	-	-	-	-	-	-	-	-	-	-	-
Town of Leicester	-	-	-	-	-	-	-	-	-	-	-	-
Village of Leicester	-	-	-	-	-	-	-	-	-	-	-	-
Town of Lima	-	-	-	-	-	-	-	-	-	-	-	-
Village of Lima	-	-	-	1	10,603	\$833,000	-	-	-	-	-	-
Town of Livonia	-	-	-	-	-	-	-	-	-	-	-	-
Village of Livonia	-	-	-	-	-	-	-	-	-	-	-	-
Town of Mount Morris	Did not return survey											
Village of Mount Morris	-	-	-	-	-	-	-	-	-	-	-	-
Town of North Dansville	-	-	-	-	-	-	-	-	-	-	-	-
Town of Nunda	-	-	-	-	-	-	-	-	-	-	-	-
Village of Nunda	-	-	-	-	-	-	-	-	-	-	-	-
Town of Ossian	-	-	-	-	-	-	-	-	-	-	-	-
Town of Portage	-	-	-	-	-	-	-	-	-	-	-	-
Town of Sparta	Did not return survey											
Town of Springwater	-	-	-	-	-	-	-	-	-	-	-	-
Town of West Sparta	Did not return survey											
Town of York	-	-	-	-	-	-	-	-	-	-	-	-

DNA= Data not available.

Source: Municipal representatives, 2002.

Number, Square Footage, and Value of Permits Issued for New Community Service Buildings (2001)

Monroe County

Municipality	Hospitals/ Health Facilities	Total Square Feet	Total Value	Schools/ Churches	Total Square Feet	Total Value	Public Works/ Safety	Total Square Feet	Total Value	Utilities	Total Square Feet	Total Value
Town of Brighton	-	-	-	-	-	-	-	-	-	-	-	-
Village of Brockport	-	-	-	-	-	-	-	-	-	-	-	-
Town of Chili	-	-	-	-	-	-	-	-	-	-	-	-
Village of Churchville	-	-	-	-	-	-	-	-	-	-	-	-
Town of Clarkson	-	-	-	-	-	-	-	-	-	-	-	-
Village of East Rochester	-	-	-	-	-	-	-	-	-	-	-	-
Village of Fairport	-	-	-	-	-	-	-	-	-	-	-	-
Town of Gates	-	-	-	-	-	-	-	-	-	-	-	-
Town of Greece	-	-	-	-	-	-	-	-	-	-	-	-
Town of Hamlin	-	-	-	-	-	-	-	-	-	-	-	-
Town of Henrietta	-	-	-	-	-	-	-	-	-	-	-	-
Village of Hilton	-	-	-	-	-	-	-	-	-	-	-	-
Village of Honeoye Falls	-	-	-	-	-	-	-	-	-	-	-	-
Town of Irondequoit	-	-	-	-	-	-	-	-	-	-	-	-
Town of Mendon	-	-	-	-	-	-	-	-	-	-	-	-
Town of Ogden	-	-	-	-	-	-	-	-	-	-	-	-
Town of Parma	-	-	-	-	-	-	-	-	-	-	-	-
Town of Penfield	-	-	-	-	-	-	-	-	-	-	-	-
Town of Perinton	-	-	-	-	-	-	-	-	-	-	-	-
Town of Pittsford	-	-	-	1	62,200	\$8,000,000	-	-	-	-	-	-
Village of Pittsford	-	-	-	-	-	-	-	-	-	-	-	-
Town of Riga	-	-	-	-	-	-	-	-	-	-	-	-
City of Rochester	1	DNA	\$3,100,000	-	-	-	-	-	-	-	-	-
Town of Rush	-	-	-	-	-	-	-	-	-	-	-	-
Village of Scottsville	-	-	-	-	-	-	-	-	-	-	-	-
Village of Spencerport	-	-	-	-	-	-	-	-	-	-	-	-
Town of Sweden	-	-	-	-	-	-	-	-	-	-	-	-
Town of Webster	-	-	-	-	-	-	-	-	-	-	-	-
Village of Webster	-	-	-	-	-	-	-	-	-	-	-	-
Town of Wheatland	-	-	-	-	-	-	-	-	-	-	-	-

DNA= Data not available.

Source: Municipal representatives, 2002.

Number, Square Footage, and Value of Permits Issued for New Community Service Buildings (2001)

Ontario County

Municipality	Hospitals/ Health Facilities	Total Square Feet	Total Value	Schools/ Churches	Total Square Feet	Total Value	Public Works/ Safety	Total Square Feet	Total Value	Utilities	Total Square Feet	Total Value
Village of Bloomfield	-	-	-	-	-	-	-	-	-	-	-	-
Town of Bristol	-	-	-	-	-	-	-	-	-	-	-	-
Town of Canadice	-	-	-	-	-	-	-	-	-	-	-	-
City of Canandaigua	-	-	-	-	-	-	-	-	-	-	-	-
Town of Canandaigua	-	-	-	-	-	-	-	-	-	-	-	-
Village of Clifton Springs	-	-	-	-	-	-	-	-	-	-	-	-
Town of East Bloomfield	-	-	-	-	-	-	-	-	-	-	-	-
Town of Farmington	-	-	-	-	-	-	-	-	-	-	-	-
City of Geneva	-	-	-	-	-	-	-	-	-	-	-	-
Town of Geneva	-	-	-	-	-	-	-	-	-	-	-	-
Town of Gorham	-	-	-	-	-	-	-	-	-	-	-	-
Town of Hopewell	-	-	-	-	-	-	-	-	-	-	-	-
Town of Manchester	-	-	-	-	-	-	-	-	-	-	-	-
Village of Manchester	-	-	-	-	-	-	-	-	-	-	-	-
Town of Naples	-	-	-	-	-	-	-	-	-	-	-	-
Village of Naples	Did not return survey											
Town of Phelps	-	-	-	-	-	-	-	-	-	-	-	-
Village of Phelps	-	-	-	-	-	-	-	-	-	-	-	-
Town of Richmond	-	-	-	-	-	-	-	-	-	-	-	-
Village of Rushville	Did not return survey											
Town of Seneca	Did not return survey											
Village of Shortsville	-	-	-	-	-	-	-	-	-	-	-	-
Town of South Bristol	-	-	-	-	-	-	-	-	-	-	-	-
Town of Victor	-	-	-	-	-	-	-	-	-	-	-	-
Village of Victor	-	-	-	-	-	-	-	-	-	-	-	-
Town of West Bloomfield	-	-	-	-	-	-	-	-	-	-	-	-

Source: Municipal representatives, 2002.

Number, Square Footage, and Value of Permits Issued for New Community Service Buildings (2001)

Orleans County

<i>Municipality</i>	<i>Hospitals/ Health Facilities</i>	<i>Total Square Feet</i>	<i>Total Value</i>	<i>Schools/ Churches</i>	<i>Total Square Feet</i>	<i>Total Value</i>	<i>Public Works/ Safety</i>	<i>Total Square Feet</i>	<i>Total Value</i>	<i>Utilities</i>	<i>Total Square Feet</i>	<i>Total Value</i>
Town of Albion	-	-	-	-	-	-	-	-	-	-	-	-
Village of Albion	-	-	-	-	-	-	-	-	-	-	-	-
Town of Barre	-	-	-	-	-	-	-	-	-	-	-	-
Town of Carlton	-	-	-	-	-	-	-	-	-	-	-	-
Town of Clarendon	-	-	-	-	-	-	-	-	-	-	-	-
Town of Gaines	-	-	-	-	-	-	-	-	-	-	-	-
Village of Holley	-	-	-	-	-	-	-	-	-	-	-	-
Town of Kendall	-	-	-	-	-	-	-	-	-	-	-	-
Village of Lyndonville	-	-	-	-	-	-	-	-	-	-	-	-
Village of Medina	-	-	-	1	DNA	DNA	-	-	-	-	-	-
Town of Murray	-	-	-	-	-	-	-	-	-	-	-	-
Town of Ridgeway	-	-	-	-	-	-	-	-	-	-	-	-
Town of Shelby	-	-	-	-	-	-	-	-	-	-	-	-
Town of Yates	Did not return survey											

DNA= Data not available.

Source: Municipal representatives, 2002.

Number, Square Footage, and Value of Permits Issued for New Community Service Buildings (2001)

Seneca County

<i>Municipality</i>	<i>Hospitals/ Health Facilities</i>	<i>Total Square Feet</i>	<i>Total Value</i>	<i>Schools/ Churches</i>	<i>Total Square Feet</i>	<i>Total Value</i>	<i>Public Works/ Safety</i>	<i>Total Square Feet</i>	<i>Total Value</i>	<i>Utilities</i>	<i>Total Square Feet</i>	<i>Total Value</i>
Town of Covert	-	-	-	-	-	-	-	-	-	-	-	-
Town of Fayette	-	-	-	-	-	-	-	-	-	-	-	-
Village of Interlaken	-	-	-	-	-	-	-	-	-	-	-	-
Town of Junius	-	-	-	-	-	-	-	-	-	-	-	-
Town of Lodi	-	-	-	-	-	-	-	-	-	-	-	-
Village of Lodi	-	-	-	-	-	-	-	-	-	-	-	-
Town of Ovid	-	-	-	-	-	-	-	-	-	-	-	-
Village of Ovid	-	-	-	-	-	-	-	-	-	-	-	-
Town of Romulus	-	-	-	-	-	-	-	-	-	-	-	-
Town of Seneca Falls	-	-	-	-	-	-	-	-	-	-	-	-
Village of Seneca Falls	-	-	-	-	-	-	-	-	-	-	-	-
Town of Tyre	-	-	-	-	-	-	-	-	-	-	-	-
Town of Varick	-	-	-	-	-	-	-	-	-	-	-	-
Town of Waterloo	-	-	-	1	DNA	\$53,000	-	-	-	-	-	-
Village of Waterloo	-	-	-	-	-	-	-	-	-	-	-	-

Source: Seneca County Code Enforcement Office, 2002.

Number, Square Footage, and Value of Permits Issued for New Community Service Buildings (2001)

Wayne County

Municipality	Hospitals/ Health Facilities	Total Square Feet	Total Value	Schools/ Churches	Total Square Feet	Total Value	Public Works/ Safety	Total Square Feet	Total Value	Utilities	Total Square Feet	Total Value
Town of Arcadia	-	-	-	-	-	-	-	-	-	-	-	-
Town of Butler	-	-	-	-	-	-	-	-	-	-	-	-
Village of Clyde	-	-	-	-	-	-	-	-	-	-	-	-
Town of Galen	-	-	-	-	-	-	-	-	-	-	-	-
Town of Huron	-	-	-	-	-	-	-	-	-	-	-	-
Town of Lyons	-	-	-	-	-	-	-	-	-	-	-	-
Village of Lyons	-	-	-	-	-	-	-	-	-	-	-	-
Town of Macedon	-	-	-	-	-	-	-	-	-	-	-	-
Village of Macedon	-	-	-	-	-	-	-	-	-	-	-	-
Town of Marion	-	-	-	-	-	-	-	-	-	-	-	-
Village of Newark	-	-	-	-	-	-	-	-	-	-	-	-
Town of Ontario	-	-	-	-	-	-	-	-	-	-	-	-
Town of Palmyra	-	-	-	-	-	-	-	-	-	-	-	-
Village of Palmyra	-	-	-	-	-	-	-	-	-	-	-	-
Village of Red Creek	-	-	-	-	-	-	-	-	-	-	-	-
Town of Rose	-	-	-	-	-	-	-	-	-	-	-	-
Town of Savannah	-	-	-	-	-	-	-	-	-	-	-	-
Town of Sodus	-	-	-	-	-	-	-	-	-	-	-	-
Village of Sodus	-	-	-	-	-	-	-	-	-	-	-	-
Village of Sodus Point	-	-	-	-	-	-	-	-	-	-	-	-
Town of Walworth	-	-	-	-	-	-	-	-	-	-	-	-
Town of Williamson	-	-	-	-	-	-	-	-	-	-	-	-
Town of Wolcott	-	-	-	-	-	-	-	-	-	-	-	-
Village of Wolcott	-	-	-	-	-	-	-	-	-	-	-	-

Source: Municipal representatives, 2002.

Number, Square Footage, and Value of Permits Issued for New Community Service Buildings (2001)

Wyoming County

<i>Municipality</i>	<i>Hospitals/ Health Facilities</i>	<i>Total Square Feet</i>	<i>Total Value</i>	<i>Schools/ Churches</i>	<i>Total Square Feet</i>	<i>Total Value</i>	<i>Public Works/ Safety</i>	<i>Total Square Feet</i>	<i>Total Value</i>	<i>Utilities</i>	<i>Total Square Feet</i>	<i>Total Value</i>
Town of Arcade	-	-	-	-	-	-	-	-	-	-	-	-
Village of Arcade	-	-	-	-	-	-	-	-	-	-	-	-
Town of Attica	-	-	-	-	-	-	-	-	-	-	-	-
Village of Attica	-	-	-	-	-	-	-	-	-	-	-	-
Town of Bennington	-	-	-	-	-	-	-	-	-	-	-	-
Town of Castile	-	-	-	-	-	-	-	-	-	-	-	-
Village of Castile	-	-	-	-	-	-	-	-	-	-	-	-
Town of Covington	-	-	-	-	-	-	-	-	-	-	-	-
Town of Eagle	-	-	-	-	-	-	-	-	-	-	-	-
Town of Gainesville	-	-	-	-	-	-	-	-	-	-	-	-
Village of Gainesville	-	-	-	-	-	-	-	-	-	-	-	-
Town of Genesee Falls	-	-	-	-	-	-	-	-	-	-	-	-
Town of Java	-	-	-	-	-	-	-	-	-	-	-	-
Town of Middlebury	-	-	-	-	-	-	-	-	-	-	-	-
Town of Orangeville	-	-	-	-	-	-	-	-	-	-	-	-
Town of Perry	-	-	-	-	-	-	-	-	-	-	-	-
Village of Perry	-	-	-	-	-	-	-	-	-	-	-	-
Town of Pike	-	-	-	-	-	-	-	-	-	-	-	-
Village of Pike	-	-	-	-	-	-	-	-	-	-	-	-
Town of Sheldon	-	-	-	-	-	-	-	-	-	-	-	-
Village of Silver Springs	-	-	-	-	-	-	-	-	-	-	-	-
Town of Warsaw	-	-	-	-	-	-	-	-	-	-	-	-
Village of Warsaw	-	-	-	-	-	-	-	-	-	-	-	-
Town of Wethersfield	-	-	-	-	-	-	-	-	-	-	-	-
Village of Wyoming	-	-	-	-	-	-	-	-	-	-	-	-

DNA = Data not available.

Source: Wyoming County Building Department, 2002.

Number, Square Footage, and Value of Permits Issued for New Community Service Buildings (2001)

Yates County

<i>Municipality</i>	<i>Hospitals/ Health Facilities</i>	<i>Total Square Feet</i>	<i>Total Value</i>	<i>Schools/ Churches</i>	<i>Total Square Feet</i>	<i>Total Value</i>	<i>Public Works/ Safety</i>	<i>Total Square Feet</i>	<i>Total Value</i>	<i>Utilities</i>	<i>Total Square Feet</i>	<i>Total Value</i>
Town of Barrington	-	-	-	1	1,080	\$12,000	-	-	-	-	-	-
Town of Benton	-	-	-	-	-	-	-	-	-	-	-	-
Village of Dresden	-	-	-	-	-	-	-	-	-	-	-	-
Village of Dundee	-	-	-	-	-	-	-	-	-	-	-	-
Town of Italy	Did not return survey											
Town of Jerusalem	-	-	-	-	-	-	-	-	-	-	-	-
Town of Middlesex	-	-	-	-	-	-	-	-	-	-	-	-
Town of Milo	-	-	-	-	-	-	-	-	-	-	-	-
Village of Penn Yan	-	-	-	-	-	-	-	-	-	-	-	-
Town of Potter	-	-	-	-	-	-	-	-	-	-	-	-
Town of Starkey	-	-	-	-	-	-	-	-	-	-	-	-
Town of Torrey	-	-	-	-	-	-	-	-	-	-	-	-

Source: Municipal representatives, 2002.

Appendix E

Number, Square Footage, and Value of Permits Issued for New Buildings Not Elsewhere Classified (2001)

Number, Square Footage, and Value of Permits Issued for New Buildings Not Elsewhere Classified (2001)

Genesee County

<i>Municipality</i>	<i>Buildings</i>	<i>Description(s)</i>	<i>Total Square Feet</i>	<i>Total Value</i>
Town of Alabama	-	-	-	-
Town of Alexander	-	-	-	-
Village of Alexander	-	-	-	-
City of Batavia	Did not return survey			
Town of Batavia	Did not return survey			
Town of Bergen	-	-	-	-
Village of Bergen	-	-	-	-
Town of Bethany	Did not return survey			
Town of Byron	-	-	-	-
Village of Corfu	-	-	-	-
Town of Darien	-	-	-	-
Town of Elba	Did not return survey			
Village of Elba	Did not return survey			
Town of Leroy	1	feeder rodents farm	3,200	\$30,000
Village of Leroy	1	new town hall	8,000	\$980,000
Town of Oakfield	-	-	-	-
Village of Oakfield	-	-	-	-
Town of Pavilion	-	-	-	-
Town of Pembroke	-	-	-	-
Town of Stafford	Did not return survey			

Source: Municipal representatives, 2002.

Number, Square Footage, and Value of Permits Issued for New Buildings Not Elsewhere Classified (2001)

Livingston County

<i>Municipality</i>	<i>Buildings</i>	<i>Description(s)</i>	<i>Total Square Feet</i>	<i>Total Value</i>
Town of Avon	-	-	-	-
Village of Avon	-	-	-	-
Town of Caledonia	-	-	-	-
Village of Caledonia	-	-	-	-
Town of Conesus	-	-	-	-
Village of Dansville	1	mixed home/ dental office	29,800	\$4,500,000
Town of Geneseo	-	-	-	-
Village of Geneseo	-	-	-	-
Town of Groveland	-	-	-	-
Town of Leicester	-	-	-	-
Village of Leicester	-	-	-	-
Town of Lima	1	golf club house	12,400	\$700,000
Village of Lima	-	-	-	-
Town of Livonia	-	-	-	-
Village of Livonia	-	-	-	-
Town of Mount Morris	Did not return survey			
Village of Mount Morris	-	-	-	-
Town of North Dansville	-	-	-	-
Town of Nunda	-	-	-	-
Village of Nunda	-	-	-	-
Town of Ossian	-	-	-	-
Town of Portage	-	-	-	-
Town of Sparta	Did not return survey			
Town of Springwater	1	Fire Department building	11,500	\$432,800
Town of West Sparta	Did not return survey			
Town of York	4	farm buildings	191,788	\$2,945,884

DNA= Data not available.

Source: Municipal representatives, 2002.

Number, Square Footage, and Value of Permits Issued for New Buildings Not Elsewhere Classified (2001)

Monroe County

<i>Municipality</i>	<i>Buildings</i>	<i>Description(s)</i>	<i>Total Square Feet</i>	<i>Total Value</i>
Town of Brighton	2	nursing home, church	36,473	\$4,380,000
Village of Brockport	-	-	-	-
Town of Chili	-	-	-	-
Village of Churchville	-	-	-	-
Town of Clarkson	-	-	-	-
Village of East Rochester	-	-	-	-
Village of Fairport	-	-	-	-
Town of Gates	-	-	-	-
Town of Greece	-	-	-	-
Town of Hamlin	-	-	-	-
Town of Henrietta	-	-	-	-
Village of Hilton	-	-	-	-
Village of Honeoye Falls	-	-	-	-
Town of Irondequoit	2+	office park	8,000	DNA
Town of Mendon	-	-	-	-
Town of Ogden	-	-	-	-
Town of Parma	-	-	-	-
Town of Penfield	2	DNA	27,050	\$430,000
Town of Perinton	1	recreational	32,000	\$1,200,000
Town of Pittsford	1	cell tower	600	\$191,225
Village of Pittsford	-	-	-	-
Town of Riga	-	-	-	-
City of Rochester	1	church	DNA	\$400,000
Town of Rush	-	-	-	-
Village of Scottsville	-	-	-	-
Village of Spencerport	-	-	-	-
Town of Sweden	-	-	-	-
Town of Webster	-	-	-	-
Village of Webster	-	-	-	-
Town of Wheatland	-	-	-	-

Source: Municipal representatives, 2002.

Number, Square Footage, and Value of Permits Issued for New Buildings Not Elsewhere Classified (2001)

Ontario County

<i>Municipality</i>	<i>Buildings</i>	<i>Description(s)</i>	<i>Total Square Feet</i>	<i>Total Value</i>
Village of Bloomfield	-	-	-	-
Town of Bristol	-	-	-	-
Town of Canadice	-	-	-	-
City of Canandaigua	2	car wash, storage	9,000	\$492,000
Town of Canandaigua	-	-	-	-
Village of Clifton Springs	1	building	DNA	\$34,000
Town of East Bloomfield	-	-	-	-
Town of Farmington	2	cell tower, storage	DNA	\$300,000
City of Geneva	-	-	-	-
Town of Geneva	-	-	-	-
Town of Gorham	-	-	-	-
Town of Hopewell	-	-	-	-
Town of Manchester	2	visitors center, garage	DNA	\$3,512,000
Village of Manchester	2	carwash, sports complex	DNA	\$247,500
Town of Naples	-	-	-	-
Village of Naples	Did not return survey			
Town of Phelps	-	-	-	-
Village of Phelps	1	government building	9,600	\$400,000
Town of Richmond	-	-	-	-
Village of Rushville	Did not return survey			
Town of Seneca	Did not return survey			
Village of Shortsville	2	buildings	DNA	\$229,000
Town of South Bristol	-	-	-	-
Town of Victor	3	social clubs, car wash	18,540	DNA
Village of Victor	-	-	-	-
Town of West Bloomfield	-	-	-	-

Source: Municipal representatives, 2002.

Number, Square Footage, and Value of Permits Issued for New Buildings Not Elsewhere Classified (2001)

Orleans County

<i>Municipality</i>	<i>Buildings</i>	<i>Description(s)</i>	<i>Total Square Feet</i>	<i>Total Value</i>
Town of Albion	-	-	-	-
Village of Albion	-	-	-	-
Town of Barre	-	-	-	-
Town of Carlton	-	-	-	-
Town of Clarendon	-	-	-	-
Town of Gaines	-	-	-	-
Village of Holley	-	-	-	-
Town of Kendall	-	-	-	-
Village of Lyndonville	-	-	-	-
Village of Medina	-	-	-	-
Town of Murray	-	-	-	-
Town of Ridgeway	-	-	-	-
Town of Shelby	-	-	-	-
Town of Yates	Did not return survey			

Source: Municipal representatives, 2002.

Number, Square Footage, and Value of Permits Issued for New Buildings Not Elsewhere Classified (2001)

Seneca County

<i>Municipality</i>	<i>Buildings</i>	<i>Description(s)</i>	<i>Total Square Feet</i>	<i>Total Value</i>
Town of Covert	2	wood frame houses	DNA	\$255,000
Town of Fayette	1	mixed res./ commercial	DNA	\$15,000
Village of Interlaken	-	-	-	-
Town of Junius	1	pavillion	DNA	\$16,500
Town of Lodi	1	communication tower	DNA	\$100,000
Village of Lodi	-	-	-	-
Town of Ovid	-	-	-	-
Village of Ovid	1	pavillion	DNA	\$75,000
Town of Romulus	1	winery	DNA	\$200,000
Town of Seneca Falls	1	commercial building	DNA	\$40,000
Village of Seneca Falls	-	-	-	-
Town of Tyre	1	winery	DNA	DNA
Town of Varick	1	communication tower	DNA	\$100,000
Town of Waterloo	1	fueling facility	DNA	\$100,000
Village of Waterloo	-	-	-	-

Source: Seneca County Code Enforcement Office, 2002.

Number, Square Footage, and Value of Permits Issued for New Buildings Not Elsewhere Classified (2001)

Wayne County

<i>Municipality</i>	<i>Buildings</i>	<i>Description(s)</i>	<i>Total Square Feet</i>	<i>Total Value</i>
Town of Arcadia	-	-	-	-
Town of Butler	5	DNA	4,044	\$44,000
Village of Clyde	-	-	-	-
Town of Galen	-	-	-	-
Town of Huron	-	-	-	-
Town of Lyons	-	-	-	-
Village of Lyons	-	-	-	-
Town of Macedon	1	marina	18,000	\$400,000
Village of Macedon	-	-	-	-
Town of Marion	-	-	-	-
Village of Newark	1	interpretive center	1,144	\$210,000
Town of Ontario	-	-	-	-
Town of Palmyra	-	-	-	-
Village of Palmyra	-	-	-	-
Village of Red Creek	-	-	-	-
Town of Rose	1	community building	5,500	DNA
Town of Savannah	-	-	-	-
Town of Sodus	-	-	-	-
Village of Sodus	-	-	-	-
Village of Sodus Point	-	-	-	-
Town of Walworth	-	-	-	-
Town of Williamson	-	-	-	-
Town of Wolcott	-	-	-	-
Village of Wolcott	-	-	-	-

DNA= Data not available.

Source: Municipal representatives, 2002.

Number, Square Footage, and Value of Permits Issued for New Buildings Not Elsewhere Classified (2001)

Wyoming County

<i>Municipality</i>	<i>Buildings</i>	<i>Description(s)</i>	<i>Total Square Feet</i>	<i>Total Value</i>
Town of Arcade	-	-	-	-
Village of Arcade	-	-	-	-
Town of Attica	-	-	-	-
Village of Attica	-	-	-	-
Town of Bennington	1	shop	DNA	\$18,000
Town of Castile	-	-	-	-
Village of Castile	-	-	-	-
Town of Covington	-	-	-	-
Town of Eagle	2	auto repair shop, cabin	DNA	\$80,000
Town of Gainesville	-	-	-	-
Village of Gainesville	-	-	-	-
Town of Genesee Falls	-	-	-	-
Town of Java	1	bunk house	DNA	\$325,000
Town of Middlebury	-	-	-	-
Town of Orangeville	-	-	-	-
Town of Perry	1	telecomm. facility	DNA	\$200,000
Village of Perry	2	car repair shop, carwash	DNA	\$210,000
Town of Pike	1	recreational pavillion	DNA	\$20,000
Village of Pike	-	-	-	-
Town of Sheldon	1	tower facility	DNA	\$200,000
Village of Silver Springs	-	-	-	-
Town of Warsaw	1	tower facility	DNA	\$150,000
Village of Warsaw	-	-	-	-
Town of Wethersfield	-	-	-	-
Village of Wyoming	-	-	-	-

Source: Wyoming County Building Department, 2002.

Number, Square Footage, and Value of Permits Issued for New Buildings Not Elsewhere Classified (2001)

Yates County

<i>Municipality</i>	<i>Buildings</i>	<i>Description(s)</i>	<i>Total Square Feet</i>	<i>Total Value</i>
Town of Barrington				
Town of Benton	1	maintenance shop	7,200	\$75,000
Village of Dresden	-	-	-	-
Village of Dundee	-	-	-	-
Town of Italy	Did not return survey			
Town of Jerusalem	-	-	-	-
Town of Middlesex	-	-	-	-
Town of Milo	-	-	-	-
Village of Penn Yan	2	court house, car wash	DNA	DNA
Town of Potter	-	-	-	-
Town of Starkey	-	-	-	-
Town of Torrey	1	winery	11,440	\$600,000

DNA= Data not available.

Source: Municipal representatives, 2002.

Appendix F

Transportation Management Area Time Series Analysis Data

TMA Time Series Analysis

Total Number of New Residential Units Permitted in TMA, 1993-2001

Livingston County	1993	1994	1995	1996	1997	1998	1999	2000	2001	Total 1993-2001
Town of Avon	12	19	28	14	16	11	14	20	20	154
Village of Avon	DNA	DNA	DNA	7	39	41	8	10	37	142
Town of Caledonia	11	17	9	9	6	4	9	11	7	83
Village of Caledonia	DNA	DNA	DNA	DNA	DNA	0	1	DNA	0	1
Town of Lima	9	60	48	8	14	12	14	7	4	176
Village of Lima	DNA	DNA	DNA	27	10	11	12	8	6	74
Livingston County Total	32	96	85	65	85	79	58	56	74	630

Monroe County	1993	1994	1995	1996	1997	1998	1999	2000	2001	Total 1994-2001
Town of Brighton	DNA	11	121	25	399	110	12	55	16	749
Village of Brockport	DNA	13	9	0	29	1	2	1	1	56
Town of Chili	DNA	386	78	236	113	105	115	125	142	1,300
Village of Churchville	DNA	1	3	18	13	17	15	8	7	82
Town of Clarkson	DNA	52	31	63	54	48	75	32	43	398
Village of East Rochester	DNA	1	1	0	1	0	0	DNA	2	5
Village of Fairport	DNA	0	0	0	2	2	5	5	3	17
Town of Gates	DNA	108	198	48	163	43	59	37	0	656
Town of Greece	DNA	265	253	430	222	245	293	226	323	2,257
Town of Hamlin	DNA	33	22	17	17	10	10	DNA	29	138
Town of Henrietta	DNA	85	45	69	67	110	388	303	147	1,214
Village of Hilton	DNA	25	50	16	8	5	10	31	47	192
Village of Honeoye Falls	DNA	4	4	8	10	8	15	10	12	71
Town of Irondequoit	DNA	85	DNA	140	DNA	DNA	43	53	25	346
Town of Mendon	DNA	38	36	34	34	48	59	45	52	346
Town of Ogden	DNA	84	78	95	52	65	81	106	71	632
Town of Parma	DNA	34	27	45	40	28	39	57	58	328
Town of Penfield	DNA	123	119	145	164	188	196	169	152	1,256
Town of Perinton	DNA	190	185	154	158	178	476	191	146	1,678
Town of Pittsford	DNA	90	153	86	89	81	93	72	228	892
Town of Riga	DNA	17	17	23	12	8	12	12	6	107
City of Rochester	DNA	61	65	98	54	20	35	75	54	462
Town of Rush	DNA	19	6	11	15	14	16	12	19	112
Village of Scottsville	DNA	1	2	9	4	33	0	0	0	49
Village of Spencerport	DNA	3	9	5	0	5	7	12	0	41
Town of Sweden	DNA	36	13	16	26	18	18	18	22	167
Town of Webster	DNA	257	206	270	204	488	308	342	227	2,302
Village of Webster	DNA	2	1	0	1	0	0	0	11	15
Town of Wheatland	DNA	5	5	4	7	3	3	7	1	35
Monroe County Total	DNA	2,029	1,737	2,065	1,958	1,881	2,385	2,004	1,844	15,903

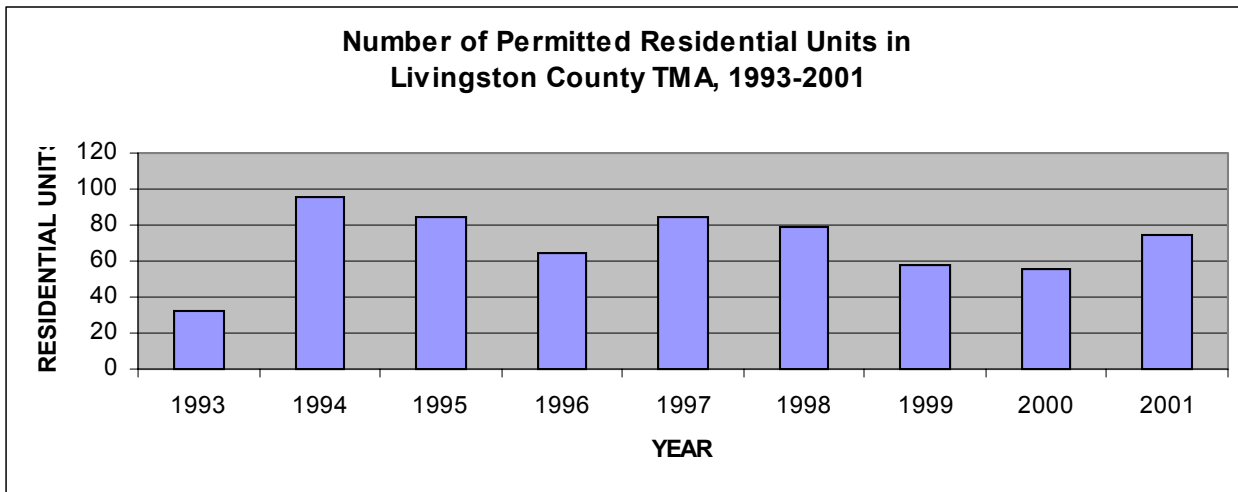
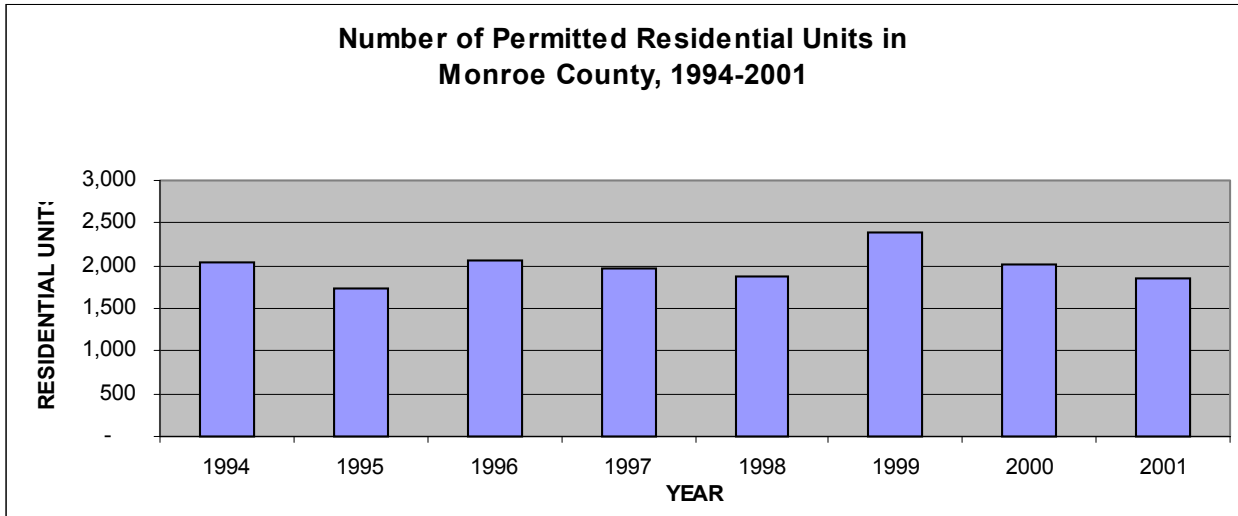
Total Number of New Residential Units Permitted in TMA, 1993-2001

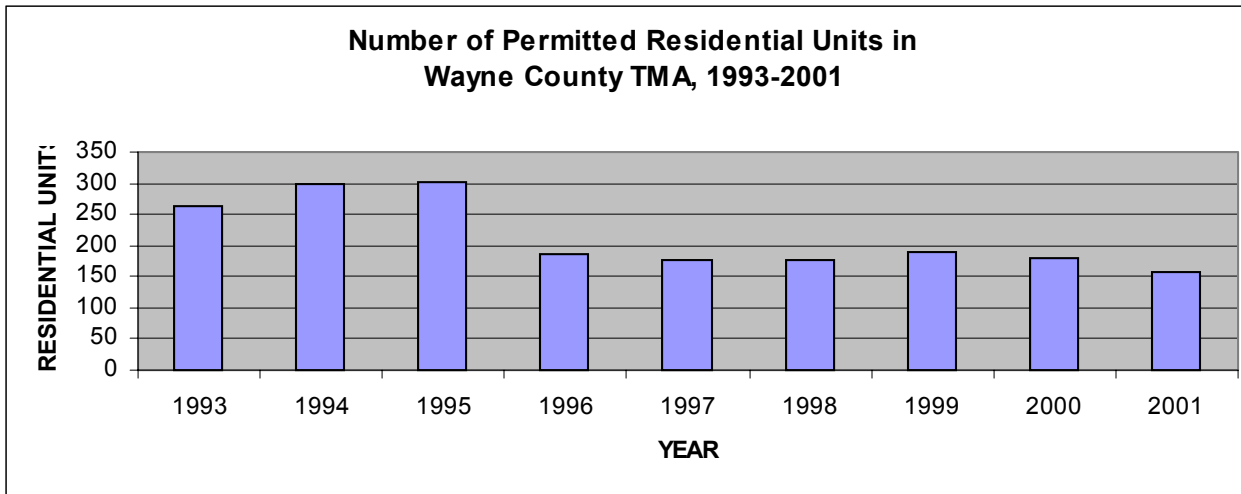
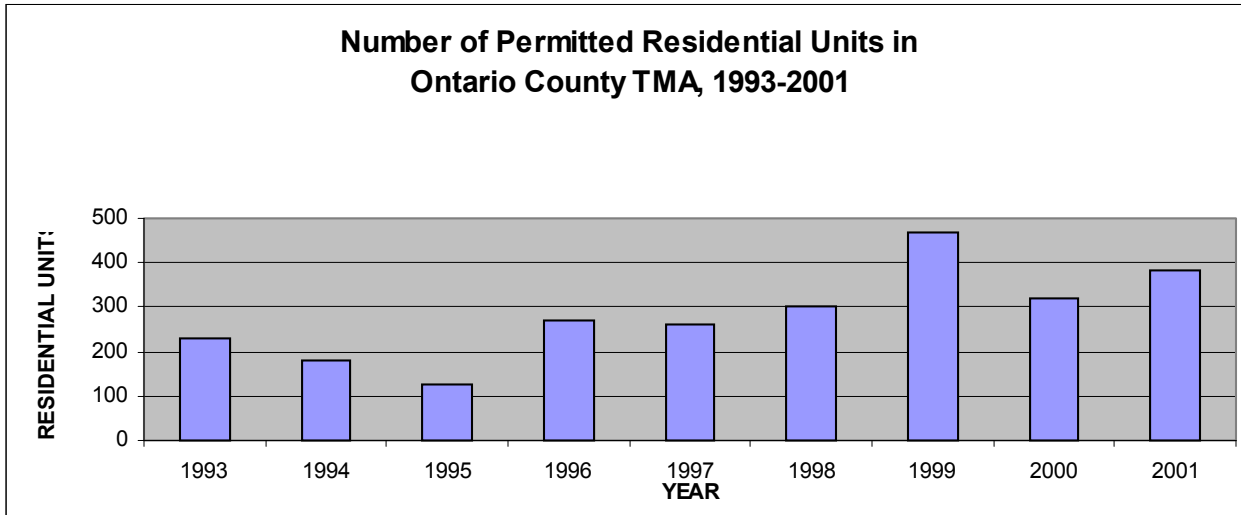
Ontario County	1993	1994	1995	1996	1997	1998	1999	2000	2001	Total 1993-2001
Village of Bloomfield	DNA	DNA	DNA	DNA	DNA	DNA	26	1	3	30
City of Canandaigua	25	18	8	49	15	20	27	32	39	233
Town of Canandaigua	49	39	19	58	124	63	79	62	49	542
Town of East Bloomfield	0	18	7	10	9	12	20	14	18	108
Town of Farmington	32	45	28	30	15	66	62	33	44	355
Town of Victor	111	56	62	102	82	128	210	162	192	1,105
Village of Victor	DNA	DNA	DNA	15	8	14	35	7	18	97
Town of West Bloomfield	14	6	3	8	7	DNA	10	9	20	77
Ontario County Total	231	182	127	272	260	303	469	320	383	2,547

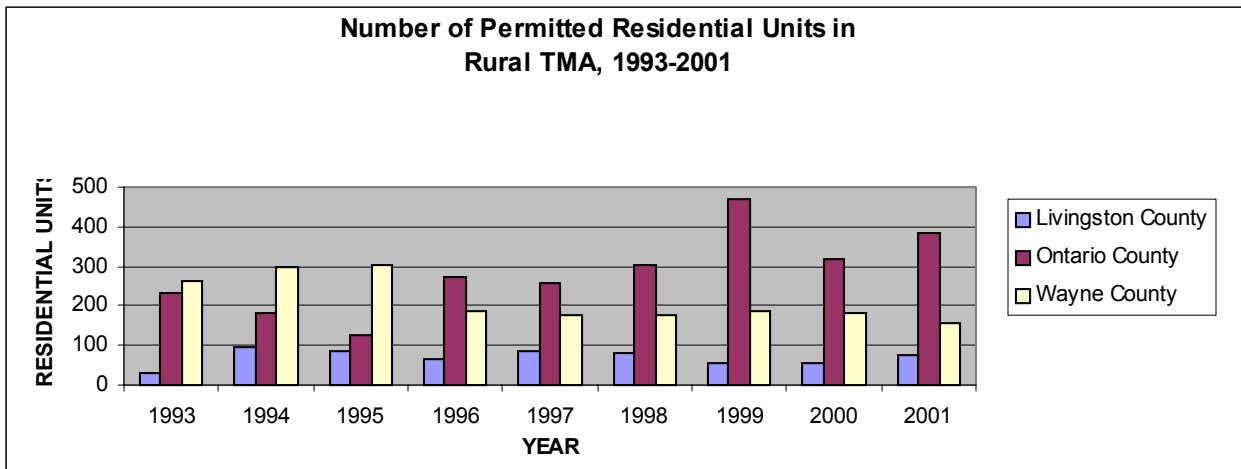
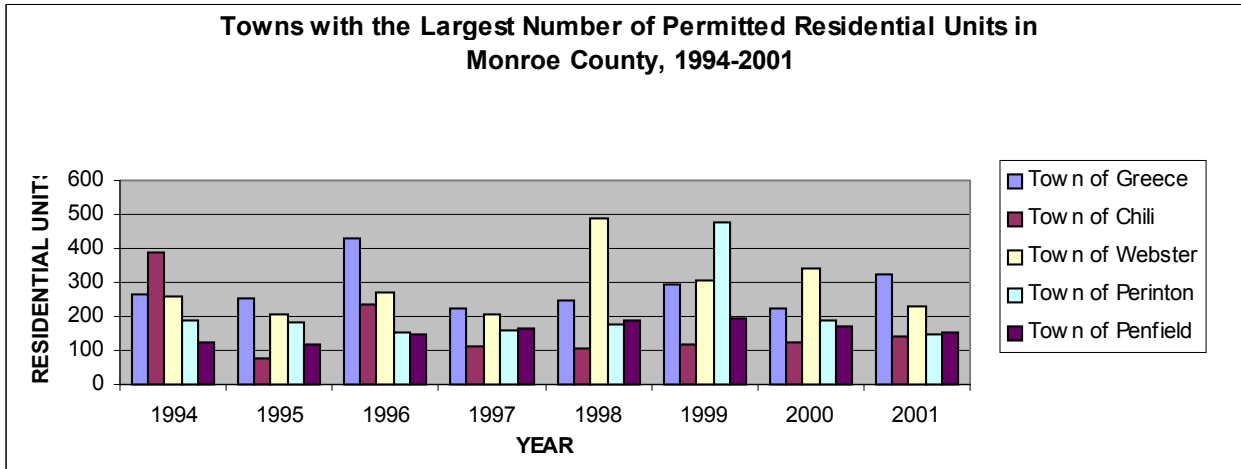
Wayne County	1993	1994	1995	1996	1997	1998	1999	2000	2001	Total 1993-2001
Town of Macedon	79	25	26	40	29	34	36	60	43	372
Village of Macedon	DNA	DNA	DNA	DNA	4	2	0	9	10	25
Town of Ontario	99	173	170	49	60	69	69	71	54	814
Town of Walworth	85	102	107	98	83	71	84	40	49	719
Wayne County Total	263	300	303	187	176	176	189	180	156	1,930
TMA Totals 1993 - 2001	526	2,607	2,252	2,589	2,479	2,439	3,101	2,560	2,457	21,010

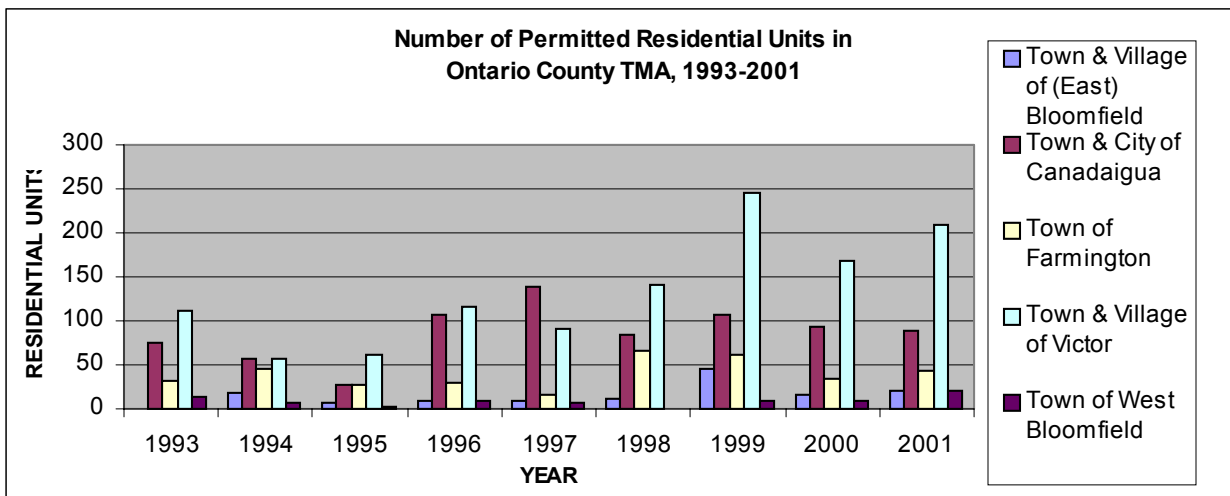
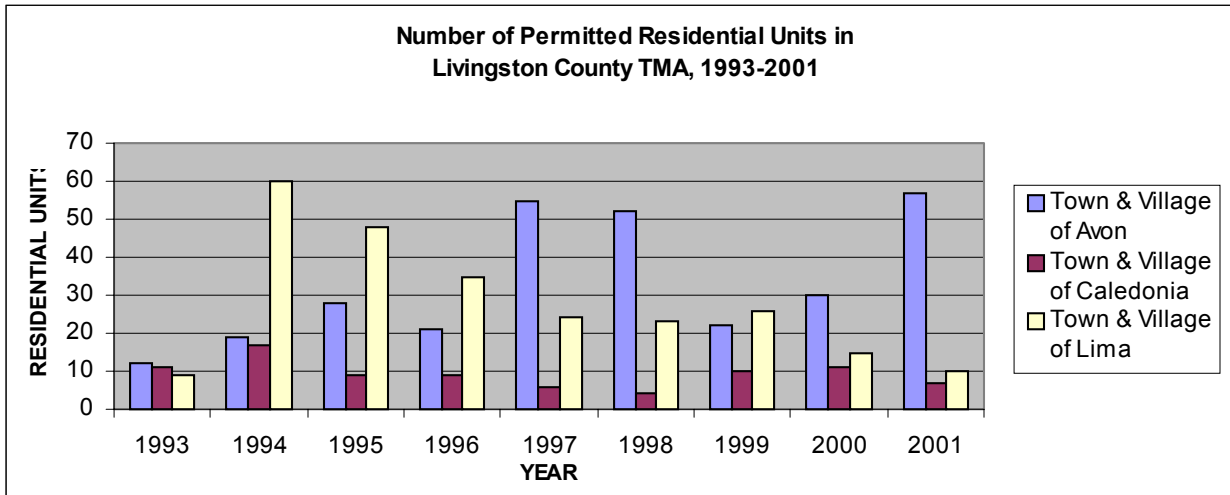
DNA = Data not available

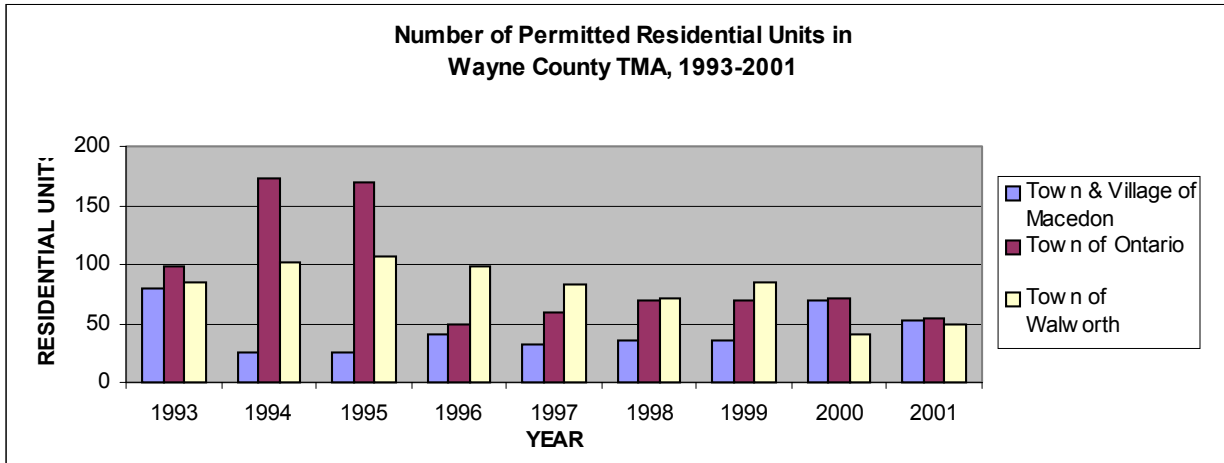
Source: Municipal Representatives, 1993-2002; 1993-2002 & Rochester Home Builders' Association, 1995-2000











Total Number of New Industrial Buildings Permitted in Rural TMA, 1993-2001

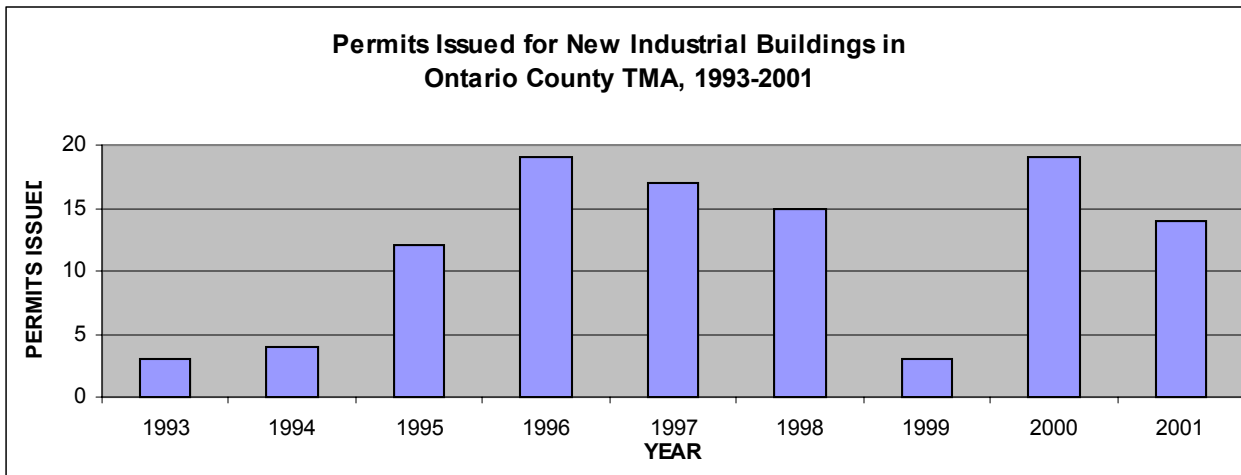
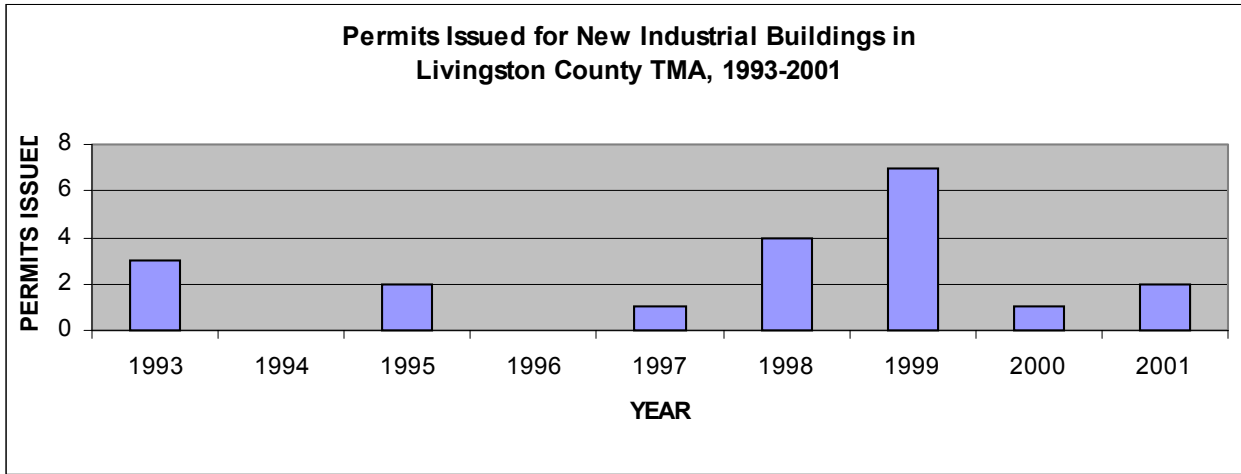
Livingston County	1993	1994	1995	1996	1997	1998	1999	2000	2001	Total 1993-2001
Town of Avon	2	0	2	0	0	1	4	0	0	9
Village of Avon	DNA	DNA	DNA	0	0	1	2	0	1	4
Town of Caledonia	1	0	0	0	0	1	0	1	0	3
Village of Caledonia	DNA	DNA	DNA	DNA	DNA	1	0	0	1	2
Town of Lima	0	0	0	0	1	0	0	0	0	1
Village of Lima	DNA	DNA	DNA	0	0	0	1	0	0	1
Livingston County Total	3	0	2	0	1	4	7	1	2	20

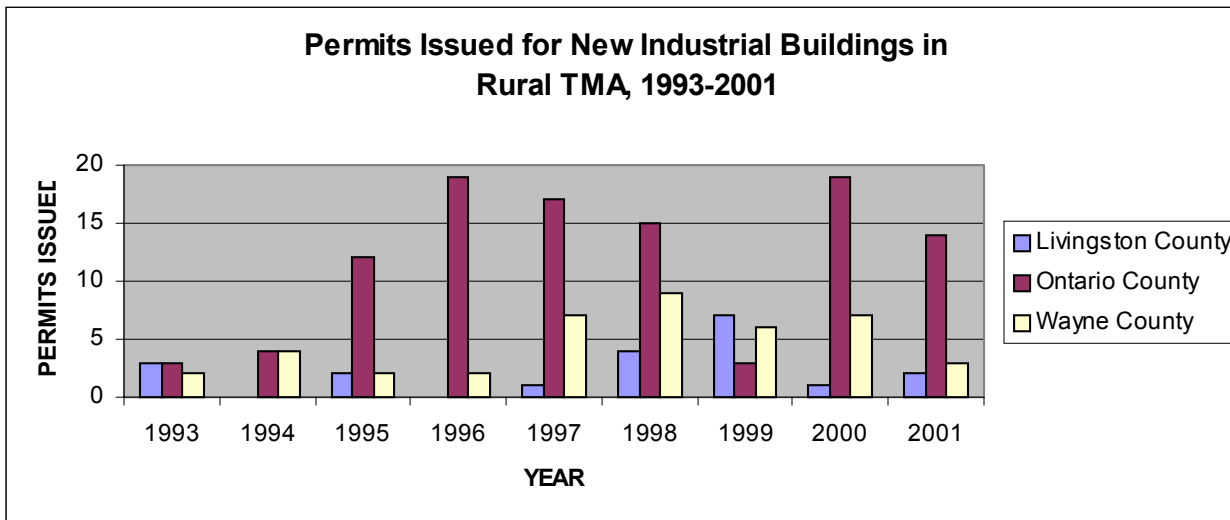
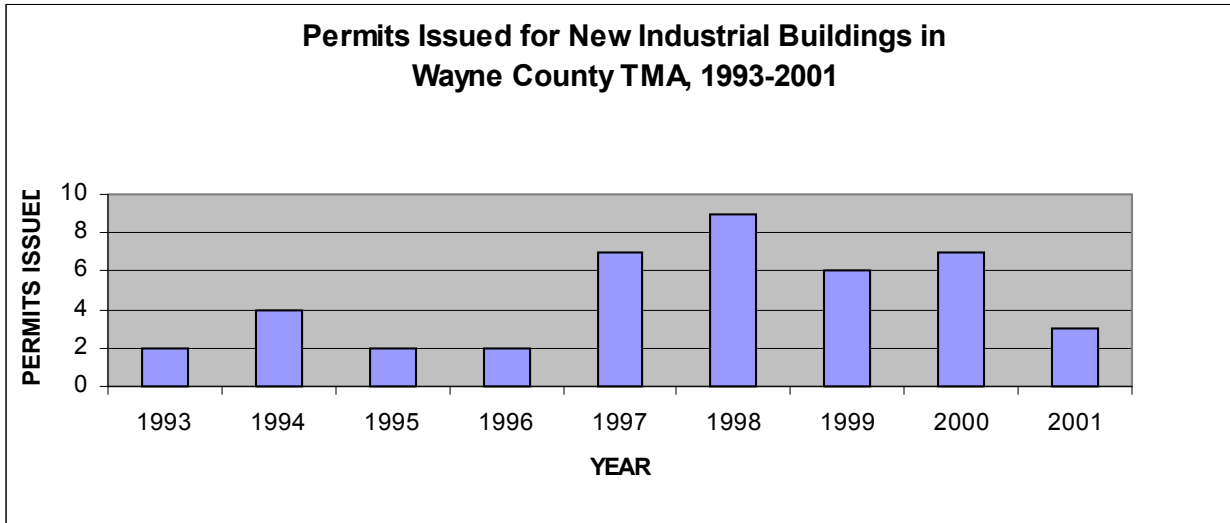
Ontario County	1993	1994	1995	1996	1997	1998	1999	2000	2001	Total 1993-2001
Village of Bloomfield	DNA	DNA	DNA	DNA	DNA	0	1	0	1	2
City of Canandaigua	0	0	0	2	0	0	0	0	0	2
Town of Canandaigua	0	1	3	5	3	0	0	3	2	17
Town of East Bloomfield	0	0	4	0	0	0	0	3	0	7
Town of Farmington	1	0	0	1	1	1	0	4	2	10
Town of Victor	2	3	5	11	11	14	1	9	9	65
Village of Victor	DNA	DNA	DNA	0	2	0	0	0	0	2
Town of West Bloomfield	0	0	0	0	0	DNA	1	0	0	1
Ontario County Total	3	4	12	19	17	15	3	19	14	106

Wayne County	1993	1994	1995	1996	1997	1998	1999	2000	2001	Total 1993-2001
Town of Macedon	0	0	0	0	2	7	2	6	0	17
Village of Macedon	DNA	DNA	DNA	DNA	0	0	0	0	0	0
Town of Ontario	2	4	2	2	5	2	4	1	3	25
Town of Walworth	0	0	0	0	0	0	0	0	0	0
Wayne County Total	2	4	2	2	7	9	6	7	3	42
Rural TMA Totals 1993 - 2001	8	8	16	21	25	28	16	27	19	168

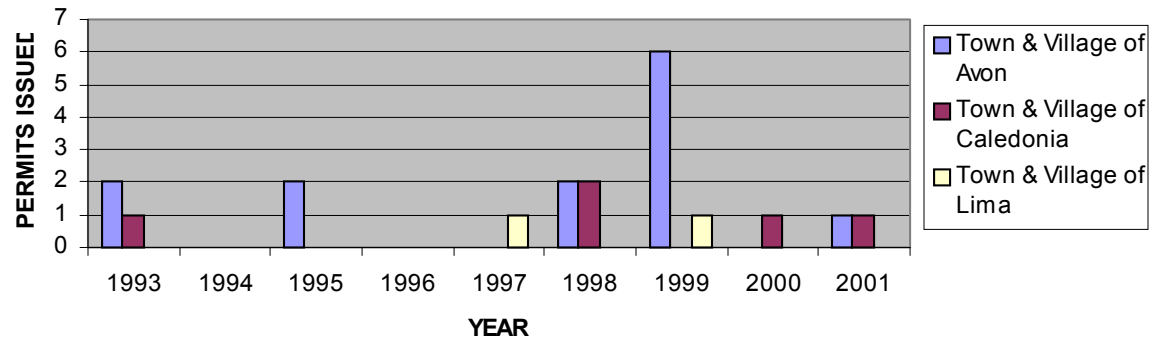
DNA = Data not available

Source: Municipal Representatives, 1993-2002

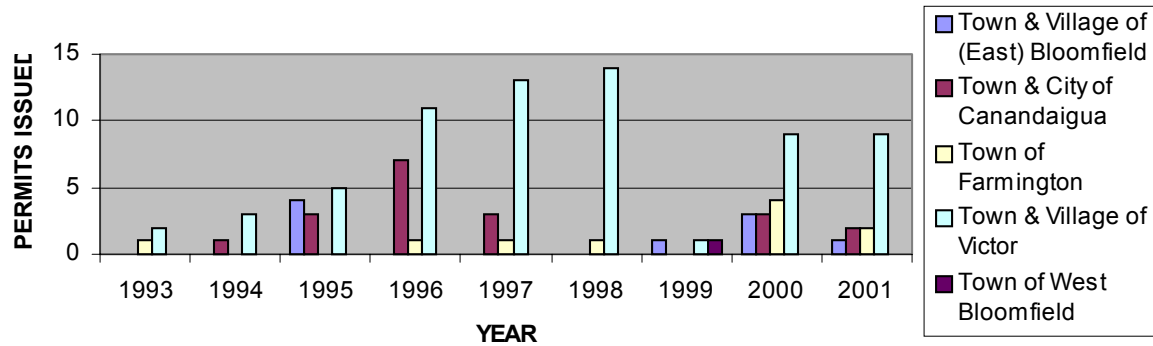


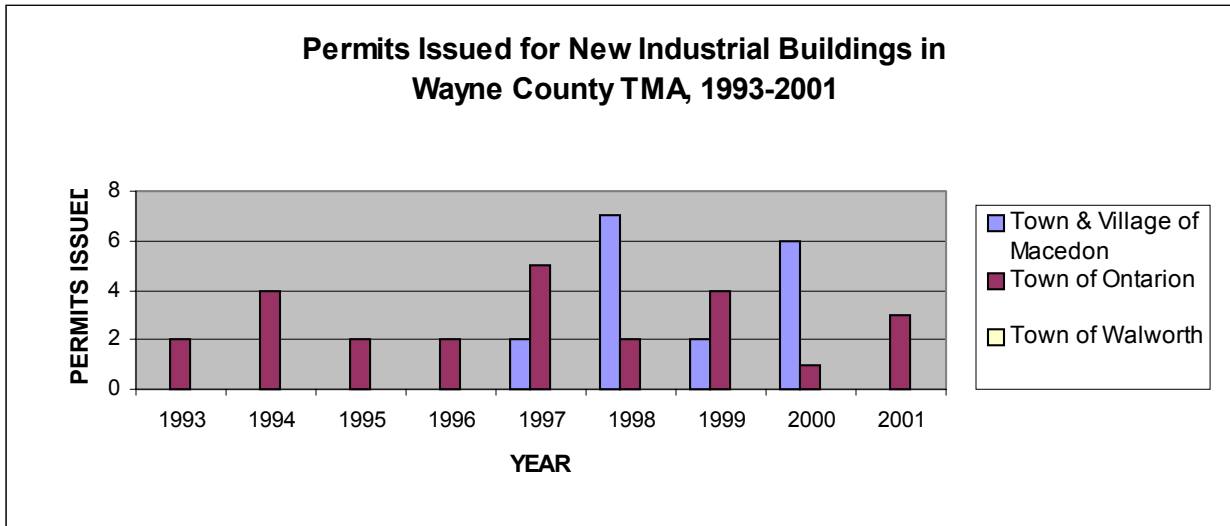


Permits Issued for New Industrial Buildings in Livingston County TMA, 1993-2001



Permits Issued for New Industrial Buildings in Ontario County TMA, 1993-2001





Total Number of New Commercial Buildings Permitted in Rural TMA, 1993-2001

Livingston County	1993	1994	1995	1996	1997	1998	1999	2000	2001	Total 1993-2001
Town of Avon	0	7	5	3	1	3	1	1	1	22
Village of Avon	DNA	DNA	DNA	0	1	1	0	0	0	2
Town of Caledonia	1	1	1	0	0	0	0	0	0	3
Village of Caledonia	DNA	DNA	DNA	DNA	DNA	0	0	0	0	0
Town of Lima	0	2	1	1	0	0	0	1	0	5
Village of Lima	DNA	DNA	DNA	0	0	1	0	0	0	1
Livingston County Total	1	10	7	4	2	5	1	2	1	33

Ontario County	1993	1994	1995	1996	1997	1998	1999	2000	2001	Total 1993-2001
Village of Bloomfield	DNA	DNA	DNA	DNA	DNA	0	1	0	0	1
City of Canandaigua	1	0	0	0	2	5	1	17	0	26
Town of Canandaigua	0	2	5	1	2	1	0	1	0	12
Town of East Bloomfield	0	1	5	0	2	1	0	1	3	13
Town of Farmington	1	24	8	0	0	0	0	2	0	35
Town of Victor	5	47	13	68	29	29	14	12	0	217
Village of Victor	DNA	DNA	DNA	0	1	0	0	0	1	2
Town of West Bloomfield	0	2	0	0	0	DNA	0	0	0	2
Ontario County Total	7	76	31	69	36	36	16	33	4	308

Wayne County	1993	1994	1995	1996	1997	1998	1999	2000	2001	Total 1993-2001
Town of Macedon	6	0	0	0	0	1	2	1	0	10
Village of Macedon	DNA	DNA	DNA	DNA	0	0	0	0	0	0
Town of Ontario	1	2	3	6	4	7	4	2	4	33
Town of Walworth	0	2	4	1	1	3	1	2	0	14
Wayne County Total	7	4	7	7	5	11	7	5	4	57
Rural TMA Totals 1993 - 2001	15	90	45	80	43	52	24	40	9	398

DNA = Data not available

Source: Municipal Representatives, 1993-2002

