

2001 Rural County Land Use Monitoring Report



GENESEE/FINGER LAKES
Regional Planning Council

2001 Rural County Land Use Monitoring Report

(March 2002)

This report was prepared by the Genesee/ Finger Lakes Regional Planning Council for the Genesee Transportation Council under the Unified Planning Work Program (Task # 4220).

Abstract

This report provides information on the issuance of new building permits in 2001 to identify areas of growth within the Genesee/ Finger Lakes Region (G/FL Region) that might require transportation planning and service modifications. The G/FL Region is comprised of Genesee, Livingston, Monroe, Ontario, Orleans, Seneca, Wayne, Wyoming, and Yates Counties. The report analyzes the number of permits issued, total square footage, and total value for new buildings for each county within the region and the Transportation Management Area (TMA). The TMA covers Monroe County (Urban TMA) and the Rural TMA that includes the municipalities adjacent to Monroe County in Livingston, Ontario, and Wayne Counties, and the Town and the City of Canandaigua. The analysis looks at the following four categories and respective subcategories: “residential” (single-family, two-family, three or four-family, five-or more family, mobile homes/ trailers); “industrial;” “commercial” (offices/ banks, retail/ service, service stations, hotels/ motels); “community service” (hospitals/ health facilities, schools/ churches, public works/ safety, utilities); and “not elsewhere classified.”

Genesee/ Finger Lakes Regional Planning Council
City Place
50 West Main Street, Suite 8107
Rochester, NY 14614
(585) 454-0190
<http://www.gflrpc.org>

Mission Statement

The Genesee/Finger Lakes Regional Planning Council (G/FLRPC) will identify, define and inform its member counties of issues and opportunities critical to the physical, economic and social health of the region. G/FLRPC provides forums for discussion, debate and consensus building, and develops and implements a focused action plan with clearly defined outcomes, which include programs, personnel and funding.



Contents

Acknowledgments II
Introduction 1
Methodology 2
2001 County Building Permit Analysis 4
Three-Years County Building Permit Trend Analysis (1999-2001) 10
Multi-Years Transportation Management Area (TMA) Building Permit Trend Analysis (1993/ 94 - 2001) 18
Maps

- Map 1: Number of New Residential Unit Permits in Genesee County (2001)
- Map 2: Number of New Residential Unit Permits in Livingston County (2001)
- Map 3: Number of New Residential Unit Permits in Monroe County (2001)
- Map 4: Number of New Residential Unit Permits in Ontario County (2001)
- Map 5: Number of New Residential Unit Permits in Orleans County (2001)
- Map 6: Number of New Residential Unit Permits in Seneca County (2001)
- Map 7: Number of New Residential Unit Permits in Wayne County (2001)
- Map 8: Number of New Residential Unit Permits in Wyoming County (2001)
- Map 9: Number of New Residential Unit Permits in Yates County (2001)
- Map 10: Number of New Residential Unit Permits in the G/FL Region (2001)
- Map 11: Number of New Industrial Building Permits in the G/FL Region (2001)
- Map 12: Number of New Commercial Building Permits in the G/FL Region (2001)
- Map 13: Number of New Community Service Building Permits in the G/FL Region (2001)
- Map 14: Number of New Residential Unit Permits in the TMA (2001)
- Map 15: Number of New Industrial Building Permits in the TMA (2001)
- Map 16: Number of New Commercial Building Permits in the TMA (2001)
- Map 17: Number of New Community Service Building Permits in the TMA (2001)

Appendices 39

- Appendix A: Number, Square Footage, and Value of Permits Issued for New Residential Buildings (2001)
- Appendix B: Number, Square Footage, and Value of Permits Issued for New Industrial Buildings (2001)
- Appendix C: Number, Square Footage, and Value of Permits Issued for New Commercial Buildings (2001)
- Appendix D: Number, Square Footage, and Value of Permits Issued for New Community Service Buildings (2001)
- Appendix E: Number, Square Footage, and Value of Permits Issued for New Buildings Not Elsewhere Classified (2001)
- Appendix F: Transportation Management Area Time Series Analysis Data (1993/94-2001)

Acknowledgments

The Genesee/Finger Lakes Regional Planning Council (G/FLRPC) would like to acknowledge the following individuals and their municipalities, counties, and departments for their efforts associated with the production of the *2001 Rural County Land Use Monitoring Report*:

Steve Gleason, Director, Genesee Transportation Council (GTC)
Richard Perrin, AICP, Program Manager, GTC
Paul Howard, AICP, Executive Director, G/FLRPC
David Zorn, Program Manager, G/FLRPC
Will Poppe, Assistant Planner, G/FLRPC
Courtne Simmons, Assistant Planner, G/FLRPC
Rudeen Armstrong, Administrative Assistant, G/FLRPC
David Woods, AICP, Director, Livingston County Department of Planning
Paul Johnson, Associate Planner, Monroe County Department of Planning & Development, Division of Planning
Kathleen Mahns, Clerk II, Monroe County Department of Planning & Development, Division of Planning
Larry Stid, Director, City of Rochester Comprehensive Planning Department
Kristen Hughes, Director, Ontario County Department of Planning & Research
Jim Bensley, AICP, Senior Planner, Orleans County Department of Planning & Development
Harriet Haynes, County Planner, Seneca County Department of Planning and Development
Charles Carroll, Director, Seneca County Code Enforcement
Susan Lynn Cook, Sr. Clerk, Seneca County Code Enforcement
Sharon Lilla, Director, Wayne County Planning Department
Tom Skoglund, County Planner, Wyoming County Department of Planning & Development

William Miller, Code Enforcement Officer (CEO), Wyoming County Building Department
Don Roberts, Code Enforcement Officer (CEO), Wyoming County Building Department
Duane Delamarter, CEO, Town of Albion
Karl Bender, CEO/ ZEO, Town of Alexander
John Durbala, ZEO, Village of Alexander
Gary Benedict, ZEO, Town & Village of Geneseo, Town of Groveland
Jim Biondolillo, Village of Avon
Jack Centner, CEO, Town of South Bristol
Gary Boardman, Building & Zoning Officer, Town of Barrington and Village of Dundee
Beverly Borkholder, Clerk, Town of Alabama
Christine Syracuse, CEO, Towns of Byron and Clarendon and Village of Holley
Ronald Vendetti, CEO, Village of Albion
Robert Patterson CEO, Town of Bergen
Dale Bremiller, ZEO, Town of Pembroke
Kenneth Burgess, CEO, Town of Wolcott
Donna Burolla, Clerk – Bldg. Dept., Town of Ontario
Martin Busch, CEO, Village of Medina
David Bushover, CEO, Town of Shelby
Robert Sitterley, CEO, Village and Town of Manchester, Villages of Shortsville and Clifton Springs
Donald Camp, CEO, Town of Butler
Donald Carroll, Building & Zoning Officer, Town of Benton
Alvin Castin, CEO, Town of Nunda
Shelly D’Alba, Clerk, Village of Oakfield
Richard Cook, CEO, Town of Gaines
Ann Costa, Clerk, Town of Stafford
John Dhondt, Zoning Officer, Town of Hopewell
Norman Druschel, Building Inspector, Town of Walworth
Henry Dunphy, ZEO, Town of Rose

2001 Rural County Land Use Monitoring Report

Janyce Feistel, Administrative Assistant, Town of Farmington
Scott Allen, CEO, Town of Macedon
John Fox, CEO, Town of Yates
John Fox Sr., CEO, Town of Ridgeway and Village of Lyndonville
Ed Paduano, Town of Murray
Maralu Frost, Clerk/Treasurer, Village of Red Creek
Thomas Slater, Village of Macedon
Robert Gage, CEO, City of Canandaigua
Norman Barrett, Zoning Officer, Town of Avon
Linda Franks, Clerk, Town of Oakfield
Nadine Hanlon, Clerk, Town of Kendall
David Hayes, CEO, Town of Bristol
Stephen Haywood, Assessor/Bldg. Inspector, Town of Williamson
Al Hendrikse, CEO, Town and Village of Sodus and Village of
Sodus Point
Bruce Hovey, CEO, Town of Richmond
Donald Huff, Village of Mt. Morris
Frank Mueller, CEO, Town of Potter
Hiram Kemp, CEO, Town of Portage
Ron Kenville, Building & Zoning Officer, Town of Torrey
Ray Fye, CEO, Town of Darien
Floyd Kofahl, CEO, Town of Victor
Gary Lau, CEO, Town of Marion
Paul Luft, CEO, Town & Village of Lima
Diana Marro, Clerk-Treasurer, Village of Lyons
Steve Rauber, Clerk, Town of Ossian
Kevin Masterson, Director of Building & Zoning, Town & Village of
Livonia
William McAdoo, CEO, Town of Geneva
John Welsh, Building Inspector, Towns of Milo and Middlesex
Julie Gansz, Clerk, Town of Savannah
Deborah Babbitt, CEO, Village of Dansville and ZEO/CEO, Town
of North Dansville
Jim Morgan, CEO, Town of York

Ed Clark, CEO, Town & Village of Phelps
Mark Peake, CEO, Village of Newark
Thomas Perkins, CEO, Town of Caledonia
Deborah Babbitt, CEO, Village of Caledonia
John Phillips, Building & Zoning Officer, Town of Jerusalem
John Powell, Building Inspector, Town of Huron
Whitten Reffett, CEO, Town of Springwater
Jerry Repard, CEO, Town of Canandaigua
John Romano, Deputy CEO, Town of Conesus
Thomas Sawtelle, CEO, Village of Clyde, Towns of Lyons & Galen
Diana Marro, Clerk/ Treasurer, Village of Lyons
Gene Sinclair, CEO, Town & Village of LeRoy
Eugene Smith, CEO, Town of Barre
Thomas Smith, CEO/ZEO, Village of Elba
Otis Vezzose, CEO, Village of Wolcott
Scott Storke, CEO, Town of West Bloomfield
James Moore, CEO, Town of Canadice
Merilee Walker, Village of Nunda
Gregory Welch, Village of Victor
Clint Worthington, Building Inspector, Town of Batavia
Ray West, ZEO, Town of Pavilion
Brian Quackenbush, CEO, Town of Starkey
Thomas Williamson, CEO, Village of Bergen
Dan Wooden, CEO, Town & Village of Palmyra
Michael Woodruff, CEO, Village of Bloomfield, Town of E.
Bloomfield
Lynda Woolston, CEO, Town of Carlton
Sue Yarger, Town of Gorham
Jim Morgan, CEO, Town of Leicester
Peggy Hamilton, Clerk, Village of Leicester
Terry Dilts, Clerk, Village of Dresden
Bruce Lyons, CEO, Village of Penn Yan
J.C. Varkey, CEO, Town of Arcadia

Introduction

Each year the Genesee Transportation Council (GTC) provides funding for the *Rural County Land Use Monitoring Report* under its Unified Planning Work Program (UPWP). The purpose of this report is to provide information on new building permits to identify areas of growth within the Genesee/ Finger Lakes Region (G/ FL Region) that will require transportation planning and service modifications.

For the second year, the *Rural County Land Use Monitoring Report* includes building permit data for all nine counties in the G/ FL Region. This will help to analyze building trends in the region and the Transportation Management Area (TMA) in greater detail than in previous years.

The Genesee/ Finger Lakes Region is comprised of Genesee, Livingston, Monroe, Ontario, Orleans, Seneca, Wayne, Wyoming, and Yates Counties. Within the region, the TMA covers Monroe County (Urban TMA) and the Rural TMA that includes the municipalities adjacent to Monroe County in Livingston, Ontario, and Wayne Counties, and the Town and the City of Canandaigua.

Municipalities within the Rural TMA are:

- Livingston County: Town and Village of Avon
Town and Village of Caledonia
Town and Village of Lima

- Ontario County: Village of Bloomfield
City and Town of Canandaigua
Town of East Bloomfield
Town of Farmington
Town and Village of Victor
Town of West Bloomfield

- Wayne County: Town and Village of Macedon
Town of Ontario
Town of Walworth

An analysis of the collected data on the number, value, and square footage of building permits issued in 2001 is provided for each county and the TMA. Because many conclusions can be drawn from the data, the report includes tables and maps to help the reader to follow the approach of the author of this report or to use the information for further analysis.

Methodology

The building permit data included in this report was collected through surveys sent to the municipal or county officials responsible for the collection and dissemination of such data in the nine counties. In six counties these officials were in most municipalities the code or zoning enforcement officers; in some cases the municipal clerks. In Seneca and Wyoming Counties building permit application approval and inspection are the responsibility of the respective county building departments. Those two departments provided the data for their counties. The Monroe County Planning and Development Department's Division of Planning administered the surveys, received the responses from municipal officials in the County, and forwarded the data to the Genesee/ Finger Lakes Regional Planning Council.

Each municipality received a survey in early January 2002 asking for the requested data. The initial survey was followed with a second reminder survey in late January 2002. After attempts to obtain the data by mail were exhausted, those municipalities that had yet to respond were contacted by telephone to make other arrangements to acquire the requested data. Overall, data was collected for 178 of the 191 municipalities in the nine-county Genesee/ Finger Lakes Region (93%).

The survey requested information on the number of permits issued, total square footage, and total value for new buildings for the following four categories and respective sub-categories:

- “residential” (single-family, two-family, three or four-family, five-or more family, mobile homes/ trailers)
- “industrial”
- “commercial” (offices/ banks, retail/ service, service stations, hotels/ motels)
- “community service” (hospitals/ health facilities, schools/ churches, public works/ safety, utilities)
- “not elsewhere classified”

The last category was introduced to include also those permits not covered by the other four categories. The survey asked to describe the type of building in this category. The entries in this category are part of the analysis in the respective categories (residential, commercial, and community service) for each county.

The instructions for completing the survey as printed on the first of the two-page document were as follows:

“Include only permits for construction of new buildings in 2001. Do not include additions, repairs, decks, in-ground pools, etc. or buildings used for storage such as sheds and pole barns. Do not include permits for construction that was completed in 2001 but permitted in 2000. If the responses below include a town and a

village on the same sheet please denote this by listing them separately on the same line (example: T – 8/ V – 12).”

For each of the nine counties the report discusses new building activity in 2001. To better illustrate the building trends in 2001, county and regional maps of residential, industrial, commercial, and community service building activities are part of the report (Maps 1-13).

Municipalities that responded to the survey during the last three years are part of a time series analysis that illustrates construction trends between 1999 and 2001. Data from before 2000 is provided for all but industrial and community service buildings in Wyoming County and industrial, commercial, and community services in Monroe County.

In addition, the report analyzes the Transportation Management Area (TMA) in greater detail. The data for new residential, industrial, and commercial buildings for municipalities in the TMA were used in a time series analysis for the 1993/94 through 2001. Maps 14 through 17 present the numbers of permitted residential, industrial, commercial, and community service buildings throughout the TMA in 2001.

The data collected on the number of issued building permits, square footage, and value for each category/ subcategory by municipality in 2001 are presented in appendices A through F.

2001 County Building Permit Analysis

Genesee County

(The City of Batavia, the Towns of Batavia, Bethany, Elba, Stafford, and the Village of Elba did not return surveys and are therefore not included in the analysis.)

- 52 new residential units were permitted in Genesee County in 2001. The largest number of permitted single-family homes in a municipality was 11 in the Town of Darien with a total value of \$1,165,000. No other municipality permitted more single-family homes or residential units in 2001.

Map 1 presents the number of permitted new residential units in Genesee County in 2001.

- A total of one industrial building was permitted in Genesee County in 2001, which was in the Town of Bergen.

Map 11 presents the number of permitted new industrial buildings by municipality in the G/FL Region in 2001.

- In 2001, four permits were issued for commercial buildings in Genesee County. In the Town of Leroy four permits were issued for the total value of \$149,000 and one permit was issued in the Town of Pembroke for a commercial building valued at \$434,964.

Map 12 presents the number of permitted new commercial buildings by municipality in the G/FL Region in 2001.

- The Village of Leroy issued the only permit in Genesee County for a community service building in 2001. The new town hall was valued at \$980,000.

Map 13 presents the number of permitted new community service buildings by municipality in the G/FL Region in 2001.

Livingston County

(The Towns of Mount Morris, Sparta, and West Sparta did not return surveys and are therefore not included in the analysis.)

- Permits for 237 new residential units were issued in Livingston County in 2001. Most single-family homes were built in the Town of Livonia (24) with a total value of \$5,247,905. The Village of Avon led municipalities regarding total number of permitted residential units (37) for a total value of \$2,000,000. Five of the 37 units were single-family houses and 32 were units in three- or four-family houses.

Map 2 presents the number of permitted new residential units in Livingston County in 2001.

- In 2001, municipalities in Livingston County issued ten permits for new industrial buildings. The Town of Groveland and the Village of Nunda issued three permits each for buildings that valued at \$743,300 and \$240,000

respectively. Four more permits were issued throughout the County.

Map 11 presents the number of permitted new industrial buildings by municipality in the G/FL Region in 2001.

- A total of 13 permits were issued for new commercial buildings for a total value of \$13,106,414. One mixed commercial/ residential building (\$4,500,000) and a hotel (\$450,000) were permitted in the Village of Dansville.

Map 12 presents the number of permitted new commercial buildings by municipality in the G/FL Region in 2001.

- In the category community service buildings one school was permitted in the Village of Lima, valued at \$833,000. The Town of Springwater allowed the construction of a new fire department building, valued at \$432,800.

Map 13 presents the number of permitted new community service buildings by municipality in the G/FL Region in 2001.

Monroe County

(All municipalities returned surveys.)

- Municipalities in Monroe County issued 1,844 permits for new residential units in 2001. The western portion of the County witnessed the most development. The Towns of Pittsford, Webster and Penfield issued a combined total of 607 permits, valued at \$107,691,160. The largest number

of permits in a single municipality, however, was issued in the Town of Greece (323) with a total value of \$35,573,772. 198 new single-family homes were allowed in the Town in 2001. Only the Town of Webster issued more permits for single-family homes (227).

Most three- or more-family homes were permitted in the Town of Greece (121). The Town of Hamlin allowed 18 new mobile homes and the Town of Penfield issued 15 permits for the same housing type.

Map 3 presents the number of permitted new residential units in Monroe County in 2001.

- The largest number of permits for new industrial buildings was issued in the Town of Henrietta: 16 with a total value of \$28,702,000. Six more permits were issued in four municipalities, valued at \$5,717,750.

Map 11 presents the number of permitted new industrial buildings by municipality in the G/FL Region in 2001.

- In the category new commercial buildings, 127 permits with a total value of \$36,619,000 were issued in Monroe County. The Town of Henrietta issued the most in any individual municipality (105) with a combined value of \$20,848,430. The Town of Irondequoit issued permits for several buildings in an office park. Six other municipalities also issued permits.

Map 12 presents the number of permitted new commercial buildings by municipality in the G/FL Region in 2001.

- Five permits were issued for new community buildings in the County.

Map 13 presents the number of permitted new community service buildings by municipality in the G/FL Region in 2001.

Ontario County

(The Town of Seneca and the Villages of Naples and Rushville did not return surveys and are therefore not included in the analysis.)

- Ontario County municipalities permitted 400 new residential units in 2001. The majority of new permitted residential development for 2001 was in the western portion of the County. The Town of Victor witnessed the largest number of new units with 192 permits issued: 150 for residential units and 42 mobile homes. Total construction value excluding mobile homes amounted to \$387,389.

Map 4 presents the number of permitted new residential units in Ontario County in 2001.

- The largest number of permits for new industrial buildings was issued in the Town of Victor (9). The Village of Bloomfield and the Towns of Canandaigua and Farmington issued a total of five permits for construction valued at \$3,703,000.

Map 11 presents the number of permitted new industrial buildings by municipality in the G/FL Region in 2001.

- Regarding new commercial buildings, the Town of Victor issued seven permits, which was the largest number in the County. Trailing the Town of Victor with three permits each were the Villages of Manchester and Shortsville, the Towns of Manchester and East Bloomfield and the City of Geneva. Most new commercial buildings were retail/service establishments. The highest valued permit was issued in the Town of Manchester for a visitors' center (\$3,5 million).

Map 12 presents the number of permitted new commercial buildings by municipality in the G/FL Region in 2001.

- The only permit for new community service buildings in Ontario County 2001 was issued in the Village of Phelps for a new government building (\$400,000).

Map 13 presents the number of permitted new community service buildings by municipality in the G/FL Region in 2001.

Orleans County

(The Town of Yates did not return surveys and is therefore not included in the analysis.)

- There was a total of 91 new residential units permitted in Orleans County in 2001. With 22 permits, the Town of Clarendon permitted the largest number of permits in the

County: 16 for single-family homes and six for mobile homes. The Village of Albion permitted 16 new mobile homes in addition to two single-family homes.

Map 5 presents the number of permitted new residential units in Orleans County in 2001.

- Two new industrial buildings were permitted in the Villages of Holley and Medina, valued at \$2,406,000.

Map 11 presents the number of permitted new industrial buildings by municipality in the G/FL Region in 2001.

- The County issued permits for four new commercial buildings in 2001 for a total value of \$2,895,000. The Village of Medina issued two permits, and the Village of Albion and Town of Clarendon issued one permit respectively.

Map 12 presents the number of permitted new commercial buildings by municipality in the G/FL Region in 2001.

- There was one new community service building permitted in the County: a new school in the Village of Medina.

Map 13 presents the number of permitted new community service buildings by municipality in the G/FL Region in 2001.

Seneca County

(All municipalities returned surveys.)

- There were 91 permits issued for new residential units in Seneca County in 2001, valued at \$7,117,834. Most permits were issued in the Town of Fayette (15): nine for residential units and six for mobile homes.

Map 6 presents the number of permitted new residential units in Seneca County in 2001.

- No permits for new industrial buildings were issued in the County in 2001.

Map 11 presents the number of permitted new industrial buildings by municipality in the G/FL Region in 2001.

- 12 new commercial buildings were permitted in the County. The Town of Tyre and the Village of Seneca Falls issued two permits each. Most of the permits were for retail/ service facilities.

Map 12 presents the number of permitted new commercial buildings by municipality in the G/FL Region in 2001.

- In terms of new community service buildings, the Town of Waterloo issued the only permit in the County for a new church with the value of \$53,000.

Map 13 presents the number of permitted new community service buildings by municipality in the G/FL Region in 2001.

Wayne County

(All municipalities returned surveys.)

- Municipalities in Wayne County issued 297 permits for new residential units in 2001. The Town of Ontario issued 54 permits, the Town of Walworth 49 permits, and the Town of Macedon 43 permits. Almost all of the permits in these three municipalities, valued at \$19,892,122, were issued for single-family homes.

Map 7 presents the number of permitted new residential units in Wayne County in 2001.

- Three permits were issued for new industrial buildings in the County in 2001, all of them in the Town of Ontario.

Map 11 presents the number of permitted new industrial buildings by municipality in the G/FL Region in 2001.

- Out of ten permits issued for new commercial buildings, four were permitted in the Town of Ontario, all of them for retail/ service facilities, valued at \$378,000. The Town of Macedon permitted a \$400,000 marina and the Village of Newark agreed to the construction of an \$210,000 interpretive center.

Map 12 presents the number of permitted new commercial buildings by municipality in the G/FL Region in 2001.

- There was one permit for a new community service building in Wayne County for 2001. The Town of Rose allowed the construction of a new government building.

Map 13 presents the number of permitted new community service buildings by municipality in the G/FL Region in 2001.

Wyoming County

(All municipalities returned surveys.)

- In 2001, municipalities in Wyoming County issued 96 permits for new residential units. The Town of Arcade issued 14 permits for single-family houses, valued at \$1,496,500, and two permits for mobile homes, valued at \$222,000. The Town of Bennington permitted 11 new single-family homes (\$967,000) and one mobile home.

Map 8 presents the number of permitted new residential units in Wyoming County in 2001.

- The Town of Arcade issued the only permit for new industrial buildings in the County in 2001, valued at \$100,000.

Map 11 presents the number of permitted new industrial buildings by municipality in the G/FL Region in 2001.

- Three permits were issued for new commercial buildings in the County in 2001. The Village of Perry issued four permits for construction with a total value of \$919,000. Three permits were issued for tower facilities, valued at \$550,000.

Map 12 presents the number of permitted new commercial buildings by municipality in the G/FL Region in 2001.

- There were no permits for new community service buildings in Wyoming County for 2001.

Map 13 presents the number of permitted new community service buildings by municipality in the G/FL Region in 2001.

Yates County

(The Town of Italy did not return surveys and is therefore not included in the analysis.)

- Municipalities in Yates County issued 116 permits for new residential units in 2001. The Town of Jerusalem issued permits for 21 single-family homes (\$2,591,000) and four mobile homes (\$247,000). The Town of Milo permitted the construction of 13 new single-family houses (\$445,000) and six new mobile homes (\$38,000).

Map 9 presents the number of permitted new residential units in Yates County in 2001.

- No permits were issued for new industrial buildings in 2001.

Map 11 presents the number of permitted new industrial buildings by municipality in the G/FL Region in 2001.

- Seven permits were issued throughout the county for new commercial buildings. The Village of Penn Yan allowed construction of two office/ bank buildings and a car wash. The Village of Dundee and the Town of Torrey issued permits for one retail/ service facility and one hotel/ motel respectively. The Town of Torrey permitted the construction of a winery (\$600,000).

Map 12 presents the number of permitted new commercial buildings by municipality in the G/FL Region in 2001.

- There were two permits for new community service buildings in Yates County for 2001. The Town of Barrington permitted a new school building and the Village of Penn Yan a new county court house.

Map 13 presents the number of permitted new community service buildings by municipality in the G/FL Region in 2001.

Three-Years County Building Permit Trend Analysis (1999 – 2001)

Genesee County

(For 1999 three municipalities did not return data, for 2000 four municipalities did not return data, and for 2001 six municipalities did not return data.)

- In general, the number of permits issued for new residential units outside of the City and Town of Batavia went down in the County; from 92 in 1999, to 76 in 2000 and 52 in 2001.

Data for the three years is not complete for the City and Town of Batavia. Both municipalities, however, showed considerable construction activity in 1999.

The Towns of Pavilion and Darien showed a more consistent trend of construction activity than other municipalities in the County.

- The number of permits issued in the County for new industrial buildings went down from four in 1999 and 2000 to one in 2001.
- Municipalities in Genesee County issued fewer permits for new commercial buildings with each passing year. Whereas in 1999 nine permits were issued, 2000 saw only six permits, and in 2001 only four new buildings were allowed. The Town of Leroy shows the most consistency over the last three years with two, two and three permits respectively.

- Four new community service buildings were permitted in the County in the last three years: a \$4.5 million senior-living complex in the Town of Leroy in 1999, a new \$220,000 post office in the Village of Alexander in 2000, a \$140,000 fire station in the Town of Alabama in 2000, and a new \$980,000 town hall in the Village of Leroy in 2001.

Livingston County

(For 1999 two municipalities did not return data, for 2000 four municipalities did not return data, and for 2001 three municipalities did not return data.)

- The total number of permits issued for new residential units in the County during the three-year period was 875. The year 2000 was a peak year with 367 permits, whereas 1999 and 2001 were more closely tied at 266 and 237 permits respectively. In general, more permits were issued in the northern part than in the southern part of the County.

The Town of Geneseo issued permits for 196 residential units (\$ 14,190,200) during the period of 1999 through 2001, which is more than twice the number of any other municipality in the County. Of these 196 units, 46 were single-family homes, 136 multi-family homes, and 33 mobile homes. This number is due to a massive construction boom in 2000 when 164 permits were issued.

The Town of Livonia permitted the second largest number of permits over the three-year period with 74 permits

(\$12,640,233). In 2001 the Village of Avon witnessed a boom in comparison to the preceding years with 37 permits (\$1,200,000), mostly for multi-family homes (32). This spike is comparable to the construction of 32 multi-family units in the Village of Mount Morris in 1999 and 24 multi-family units in the Village of Geneseo in 2000.

- Between 1999 and 2001, 40 permits were issued for new industrial buildings in the County. Municipalities allowed 19 new constructions in 1999, 11 in 2000, and ten in 2001. The Town of Groveland showed a more consistent trend of development than other municipalities with four permits in 1999, eight in 2000, and three in 2001. Groveland accounted for roughly half of total construction value in 2001 (\$743,000).
- The total number of permits issued for new commercial buildings in Livingston County during the three-year period was 47. There was no apparent trend in terms of development concentration. Regarding construction value, in 1999 the Village of Geneseo led the County with \$850,000, \$902,000 were spent in the Town of Groveland in 2000, and the Village of Dansville's new commercial construction was valued at \$4,950,000 in 2001.
- Municipalities in Livingston County issued 12 permits for new community service buildings between 1999 and 2001. The largest number of permits was issued in 2000 (seven). The Town of Nunda issued four permits in 2000, which was the highest number for any municipality during this time period.

Monroe County

(For 1999 all municipalities returned data, for 2000 two municipalities did not return data, and for 2001 all municipalities returned data.)

- During the three-year period 1999 – 2001, Monroe County experienced a decline in new residential unit construction. Whereas in 1999 municipalities in the County issued 2,385 permits, in 2000 2,004 were issued and in 2001 only 1,844 permits were issued. In general, more permits were issued in the eastern and southern portions of the County than in the other portions.

Municipalities with a consistent trend of new residential development are the Town of Webster with 877 permits (722 single-family homes), the Town of Greece with 842 permits (607 single-family homes), the Town of Henrietta with 838 permits (434 single-family homes), and the Town of Perinton with 812 permits (494 single-family homes).

Other municipalities with a strong development trend are the Towns of Penfield (517 permits), Pittsford (393), Chili (382), and Ogden (258). Roughly one half of the permits were issued for single-family homes.

- Between 2000 and 2001 municipalities in Monroe County also experienced a decline in permit issuance for new industrial buildings (no data available for 1999). Whereas in 2000, 145 permits were issued, only 22 permits were issued in 2001. In 1999, the Town of Greece had a strong showing with 94 permits (includes commercial permits), but no industrial (and commercial) permits the following

year. The Town of Henrietta showed a more consistent trend with 28 industrial permits in 2000 and 16 in 2001.

- From 2000 to 2001 municipalities in Monroe County witnessed an upswing in new commercial building construction (no data available for 1999). Whereas in 2000 only 21 permits with a total value of \$21,566,480 were issued, 127 permits with a total value of \$36,619,155 were issued in 2001 (not all municipalities reported their \$ data in both years).

A municipality with a stronger and consistent development trend is the Town of Brighton which allowed four new commercial buildings in 2000 and 2001 each, valued at a combined \$14,628,000. However, the Town of Henrietta witnessed 105 new permits in 2001 (\$20,848,430) as opposed to three in 2000. In 2000 the Town of Greece permitted 94 new commercial and industrial buildings combined, but none in 2001 (no \$ data). The Town of Perinton issued four permits, valued at \$6,424,000 in 2001, but none in 2000. In 2001 the Town of Irondequoit agreed to new commercial buildings in a new office park (no \$ data).

- Municipalities in Monroe County issued ten permits for new community service buildings between 2000 and 2001 (no data available for 1999). Almost each of the ten permits was issued in different municipalities, mostly for schools, churches and health-related facilities.

Ontario County

(For 1999 all municipalities returned data, for 2000 four municipalities did not return data, and for 2001 three municipalities did not return data.)

- During the three-year period 1999 – 2001, Ontario County witnessed a slowed-down trend of new residential unit construction. In 1999 the County issued 621 permits, compared to 452 in 2000 and 400 in 2001. In general, more permits were issued in the northern and western portions of the County than in the other portions.

The Town of Victor has consistently seen the strongest construction development within the time period. In 1999 it issued 210 permits (\$34,936,700), 162 permits in 2000 (\$28,886,620) and 192 permits in 2001 (no \$ data). Out of the total of 564 permits a large majority were issued for single-family homes and roughly 16% were issued for mobile homes.

Other centers of strong construction activity were the City and Town of Canandaigua and the Town of Farmington. The total number of permits each municipality issued within the three years was close to each other. Between 1999 and 2001, the three municipalities issued 389 permits, most of them for single-family homes.

- Municipalities in Ontario County issued a total of 39 permits for new industrial buildings between 1999 and 2001. During the last two years, the Town of Victor accounted for a large majority of construction. In 2000 the Town issued nine out of 20 permits county-wide, valued at \$3,641,000, and in 2001 it permitted 9 out of 14 new buildings (no \$

data). As with new residential construction, industrial development was concentrated in the northern and western portions of the County.

- Within the three-year period 1999 – 2001, Ontario County issued 110 permits for new commercial buildings: 37 in 1999, 42 in 2000 and 31 in 2001. As with new residential and industrial construction, commercial development was concentrated in the northern and western portions of the County.

The Town of Victor issued the largest number of permits for new commercial buildings for any municipality in the County (33), which also accounted for the largest construction value. The City of Canandaigua issued 20 permits over the three-year period. 14 of the permits in the City of Canandaigua were issued for the waterpark in 2000.

- Within the three-year period between 1999 and 2001, Ontario County municipalities issued 11 permits for new community service buildings. Most of the new buildings were concentrated in the northern portion of the County. In 1999 seven buildings were permitted, three of them in the Town of Victor (\$1,150,000).

Orleans County

(For 1999 and 2000 all municipalities returned data, for 2001 one municipality did not return data.)

- Municipalities in Orleans County issued 291 permits for new residential units within the three-year period between 1999 and 2001. The number of permits for the County was very close for each year. In general, the eastern and central portions of the County account for the majority of permits.

The Town of Clarendon issued a largest number of permits in any municipality. Out of the 291 permits during the three years, the Town issued 38 for single-family homes with a total value of \$3,563,000 and 22 for mobile homes. Other significant development was concentrated in the Towns of Kendall, Murray, Carlton and the Village of Albion.

- Ten permits were issued in Orleans County municipalities for new industrial buildings between 1999 and 2001. The Village of Albion allowed four new buildings in 2000, the Town of Clarendon two in 1999, and the Towns of Shelby and Yates and the Villages of Medina and Holley one each.
- A total of six new commercial buildings were permitted in Orleans County from 1999 to 2001: two in the Town of Ridgeway and Medina respectively and one each in the Town of Clarendon and the Village of Albion. In 2000 no permits were issued. The total value of all industrial buildings permitted was \$3,145 million.
- Between 1999 and 2001 five permits for new community service buildings were issued in Orleans County. The

Towns of Shelby, Clarendon, Gaines and the Village of Medina issued one permit each. Three new schools were permitted during the time period.

Seneca County

(For 1999, 2000, and 2001 all municipalities returned data.)

- Seneca County municipalities issued 377 permits for new residential units between 1999 and 2001. 128 permits were for mobile homes, the other 249 almost exclusively for single-family homes. Most development was concentrated in the Town of Junius and along the Route 5 & 20 corridor in the Towns of Seneca Falls, Fayette, and Waterloo and the Villages of Seneca Falls and Waterloo. The Town of Waterloo figured prominently with a total of 60 permits (47 for mobile homes), valued at \$2,049,839.
- A total of three permits were issued by municipalities in Seneca County for new industrial buildings between 1999 and 2001. All permits allowed construction in the Route 5 & 20 corridor. The Town of Seneca Falls issued two permits and the Village of Waterloo issued one permit in 1999. One permit was issued in the Town of Waterloo in 2000. There were no permits in 2001.
- Between 1999 and 2001 39 permits were issued in Seneca County for new commercial buildings. Development was concentrated in the Route 5 & 20 corridor and the Towns of Romulus and Ovid. In 1999 and 2000 the Town of Seneca Falls issued the largest number of permits in

the County (four and five), valued at \$4,195,000 and \$1,993,150 respectively. In 2001 the Town of Waterloo issued two permits for a total construction value of \$345,745.

- Ten permits were issued for new community service buildings in Seneca County within the three-year period, most of them in the northern portion of the County. The permit with the largest construction value was issued in the Town of Junius for a \$867,500 assembly building in 1999.

Wayne County

(For 1999 three municipalities did not return data, for 2000 two municipalities did not return data, and for 2001 all municipalities returned data.)

- During the period between 1999 and 2001 Wayne County experienced an uneven trend of permit issuance for new residential units. In 1999 387 permits were issued by municipalities in Wayne County, in 2000 400 permits, and in 2001 297 permits were issued. In general, municipalities in the western portion of the County issued more permits than municipalities in the other portions of the County.

During the period from 1999 to 2001 the Town of Ontario issued the most permits of any municipality in the County. Of the 194 permits, 156 were issued for single-family homes, the rest for multiple-family and mobile homes. Total value for single-family home permits was approximately \$21 million.

The Town of Walworth issued the second largest number of permits within the same time period (173). Of the 173 permits, 168 were issued for single-family homes and five for mobile homes. The total value for single-family homes accounted to approximately \$25 million.

The Town of Macedon issued 139 permits, the Town of Williamson 92 permits and the Town and Village of Palmyra issued 89 permits for new residential units in the same time period.

- Permit issuance for new industrial buildings declined in Wayne County between 1999 and 2001. Whereas 20 permits were issued in 1999, municipalities issued seven in 2000, and only three in 2001. In general, most permits were issued in the western and northern portion of the County.

In 1999 the Town of Williamson issued seven permits with a total value of \$3,2 million. The Town of Ontario allowed four new constructions at a total value of \$2,2 million. The other nine permits amounted to a value of \$3 million.

In 2000 the Town of Macedon issued the most permits in the County (6), valued at approximately \$2,7 million. The other two permits accounted to \$140,000 in construction value. In 2001 the Town of Ontario issued the only three permits in the County, valued at \$476,250.

- Between 1999 and 2001 municipalities in Wayne County issued 37 permits for new commercial buildings. The de-

velopment trend was somewhat consistent with 15 permits in 1999, 12 in 2000 and ten in 2001. As with residential development, most permits were issued in municipalities located in the western part of the County.

The total construction value for 1999 amounted to approximately \$2,3 million. In 2000 municipalities allowed construction for a value of circa \$3,4 million. In 2001 the Town of Ontario issued four permits for new commercial buildings that amounted to \$378,000. The other six permits were valued at \$1,115,000.

- The total number of issued permits for new community service buildings in Wayne County between 1999 and 2001 was four. The Village of Newark issued two permits, and the Villages of Rose and Red Creek and the Town of Walworth issued one permit each.

Wyoming County

(For 1999 one municipality did not return data, for 2000 two municipalities did not return data, and for 2001 all municipalities returned data.)

- During the three-year period from 1999 to 2001 municipalities in Wyoming County issued 314 permits for new residential units. The development trend was consistent over the period with 110 permits issued in 1999, 109 in 2000 and 96 in 2001. In general, development was spread over different portions of the County.

The Town of Bennington issued the largest number of permits of any municipality in the County (42): 38 for sin-

gle-family homes and four for mobile homes. Most permits were issued in 2000 with a total value of \$2,2 million.

The Town of Arcade came in second with 41 permits: 29 for single-family homes and 12 for mobile homes. The Town issued most permits in 2001 (16), valued at \$1,7 million.

The Town of Java issued a permit for a \$325,000 bunk-house in 2001.

- Between 1999 and 2001 only one permit for new industrial buildings was issued in Wyoming County. The Town of Arcade allowed construction at a total value of \$100,000 in 2001.
- There were 24 permits issued for new commercial buildings during the period from 1999 to 2001: 12 in 1999, two in 2000 and ten in 2001. The municipality with the most permits issued in the County was the Village of Perry: in 2001 it issued four permits, valued at \$919,000.

In 1999 the Town of Castile issued three permits and the Town of Eagle issued two permits in 2001. Other municipalities allowed construction of one building each.

- Municipalities in Wyoming County issued three permits for new community service buildings between 1999 and 2001. In 2000 the Towns of Attica, Gainesville and Perry allowed construction at a total value of \$352,300.

Yates County

(For 1999 all municipalities returned data, for 2000 and 2001 one municipality did not return data.)

- Within the three-year period between 1999 and 2001, municipalities in Yates County issued 334 permits. The County experienced a consistent development trend with 113 permits issued in 1999, 105 in 2000 and 116 in 2001. In general, most permits were issued in towns bordering the Village of Penn Yan.

Between 1999 and 2001 the Town of Milo issued the largest number of permits of any municipality in the County (56), valued at \$5 million. Most of the homes were single-family houses. The Town of Middlesex allowed construction for 43 new buildings (35 single-family) for a total value of \$2,5 million. The Town of Jerusalem issued 42 and the Town of Benton 39 permits.

- From 1999 to 2001 seven permits were issued for new industrial buildings in Yates County. In 1999 the Town of Italy issued two permits (\$34,400), the Town of Milo one permit (\$1 million) and the Village of Penn Yan one permit. In 2000 the Village of Penn Yan allowed three new buildings. There were no permits in 2001.
- Within the time period from 1999 to 2001, Yates County municipalities issued 26 permits for new commercial buildings: six in 1999, 13 in 2000, and seven in 2001. Six permits each were issued by the Town of Milo (\$970,000) and the Village of Penn Yan (no \$ data). The Towns of

Torrey and Benton allowed five new buildings each: \$1,5 million and \$890,000 respectively.

- A total of three permits were issued in Yates County for new community service buildings in the three-year period between 1999 and 2001. No permits were issued in 1999. In 2000 the Town of Jerusalem and the Village of Penn Yan issued one permit each. In 2001 the Village of Penn Yan issued a permit for a new county court house.

Multi-Year Transportation Management Area (TMA) Building Permit Trend Analysis (1993/94 - 2001)

- Over the past eight years (1994 –2001) the majority of new residential units in the TMA were permitted in the first ring suburbs of the City of Rochester and the eastern towns of Monroe County and in towns to the East and Southeast across the Monroe County line.

During this period the largest number of permitted residential units in Monroe County were:

	total units	units per year
Town of Webster	2,302	287.8
Town of Greece	2,257	282.1
Town of Perinton	1,678	209.8
Town of Chili	1,300	162.5
Town of Penfield	1,256	157

As Table F-1 (Appendix) shows, the following municipalities in Monroe County experienced continuous average growth during multi-year periods:

- between 1994 and 2001: the Towns of Henrietta, Mendon, Parma, Rush, and the Village of Fairport
- between 1996 and 2001: the Towns of Henrietta, Mendon, Ogden, Parma, Penfield, Perinton, Pittsford, Rush, and the Villages of Fairport, Hilton, Honeoye Falls, Spencerport, and Webster.

During the eight-year period the following five municipalities permitted the largest number of residential units in the TMA outside of Monroe County (Rural TMA):

	total units	units per year
Town of Victor	994	124.3
Town of Ontario	715	89.4
Town of Walworth	634	79.3
Town of Canandaigua	493	61.6
Town of Farmington	323	40.4

As Tables F-1 and F-2 (Appendix) show, the following municipalities outside Monroe County experienced continuous average growth during multi-year periods:

- between 1994 and 2001: the Towns of Farmington, Victor, and Macedon
- between 1996 and 2001: The City of Canandaigua, the Towns of Avon, Caledonia, East Bloomfield, Farmington, Victor, West Bloomfield, Ontario, Macedon, and the Village of Macedon.

Map 14 presents the number of permitted new residential units by municipality in the TMA in 2001.

- Between 1993 and 2001, 168 permits for new industrial buildings were issued in the TMA outside of Monroe

County (Rural TMA). Monroe County municipalities issued 156 permits for new industrial buildings in 2000 and 2001.*

The largest number of permits for industrial buildings in the Rural TMA between 1993 and 2001 were issued by municipalities in Ontario County. Of the total number of 106 permits, the Town of Victor allowed 65 new buildings, followed by the Town of Canandaigua with 17 permits and the Town of Farmington with 10 permits. However, all three municipalities in Ontario County, except the Town of Victor, experienced a relative decline in new permits in recent years.

TMA municipalities in Wayne County issued 42 permits for new industrial buildings from 1993 to 2001. The Town of Ontario issued most permits: 25. The only other town was the Town of Macedon with 17 permits. 1998 was the year with the most permits (28) of any single year during the nine-year period.

The TMA portion of Livingston County issued 20 permits for new industrial buildings between 1993 and 2001. The Town of Avon issued most permits during the nine-year period (9), followed by the Village of Avon with four permits, and the Town of Caledonia with three permits. 1999 was the year with the largest number of permits issued since 1993 (seven).

* Monroe County data was available for 2000 and 2001 only. In 2000, the Town of Greece reported 94 commercial and industrial permits combined. Those permits are counted as industrial permits only.

During the two-year period from 2000 to 2001 Monroe County municipalities issued 145* and 22 permits respectively. In 2000 the Town of Greece issued most permits (94) in the County, followed by the Town of Henrietta with 28 permits. In 2001 the largest number of permits (16) was issued in the Town of Henrietta, followed by the City of Rochester with three permits.

Map 15 presents the number of permitted new industrial buildings by municipality in the TMA in 2001.

- During the period from 1993 to 2001 398 permits for new commercial buildings were issued by municipalities in the TMA outside of Monroe County (Rural TMA). Monroe County municipalities issued 191 permits in 2000 and 2001.*

The largest number of permits for commercial buildings in the Rural TMA between 1993 and 2001 were issued by municipalities in Ontario County. The Town of Victor issued 217 permits during this period, followed by the Town of Farmington with 35 and the City of Canandaigua with 26 permits. The largest number of permits during any single year was issued in 1994 (76).

TMA municipalities in Wayne County issued 57 permits for new commercial buildings between 1993 and 2001. Most permits (33) were issued in the Town of Ontario, followed by the Town of Walworth with 14 permits and the Town of Macedon with ten permits.

The Livingston County portion of the TMA issued a total number of 33 permits within the nine-year period. The Town of Lima allowed the largest number (five) of new constructions in the County, followed by the Town of Caledonia with three permits. The largest number of permits during any single year was ten, issued in 1994.

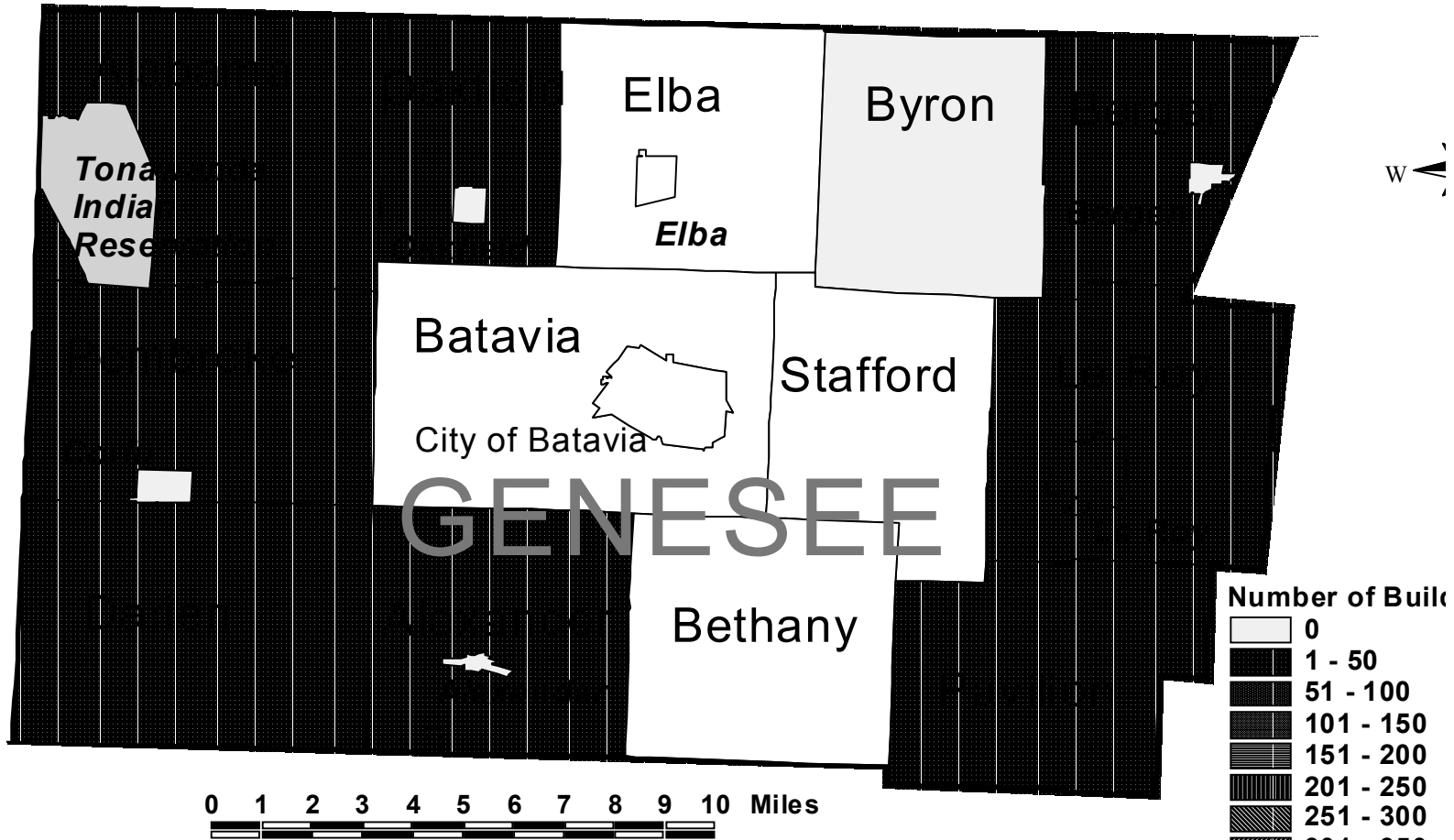
In 2000 and 2001 Monroe County municipalities issued 21 and 127 permits respectively. In 2000 the Town of Chili issued most permits of that year (5). The Towns of Pittsford and Brighton issued four permits (4), the Town of Irondequoit issued two and other municipalities one permit each. In 2001 the Town of Henrietta took the lead in the County by issuing 105 permits for new commercial buildings.

Map 16 presents the number of permitted new commercial buildings by municipality in the TMA in 2001.

Maps

- Map 1: Number of New Residential Unit Permits in Genesee County (2001)
- Map 2: Number of New Residential Unit Permits in Livingston County (2001)
- Map 3: Number of New Residential Unit Permits in Monroe County (2001)
- Map 4: Number of New Residential Unit Permits in Ontario County (2001)
- Map 5: Number of New Residential Unit Permits in Orleans County (2001)
- Map 6: Number of New Residential Unit Permits in Seneca County (2001)
- Map 7: Number of New Residential Unit Permits in Wayne County (2001)
- Map 8: Number of New Residential Unit Permits in Wyoming County (2001)
- Map 9: Number of New Residential Unit Permits in Yates County (2001)
- Map 10: Number of New Residential Unit Permits in the G/FL Region (2001)
- Map 11: Number of New Industrial Building Permits in the G/FL Region (2001)
- Map 12: Number of New Commercial Building Permits in the G/FL Region (2001)
- Map 13: Number of New Community Service Building Permits in the G/FL Region (2001)
- Map 14: Number of New Residential Unit Permits in the TMA (2001)
- Map 15: Number of New Industrial Building Permits in the TMA (2001)
- Map 16: Number of New Commercial Building Permits in the TMA (2001)
- Map 17: Number of New Community Service Building Permits in the TMA (2001)

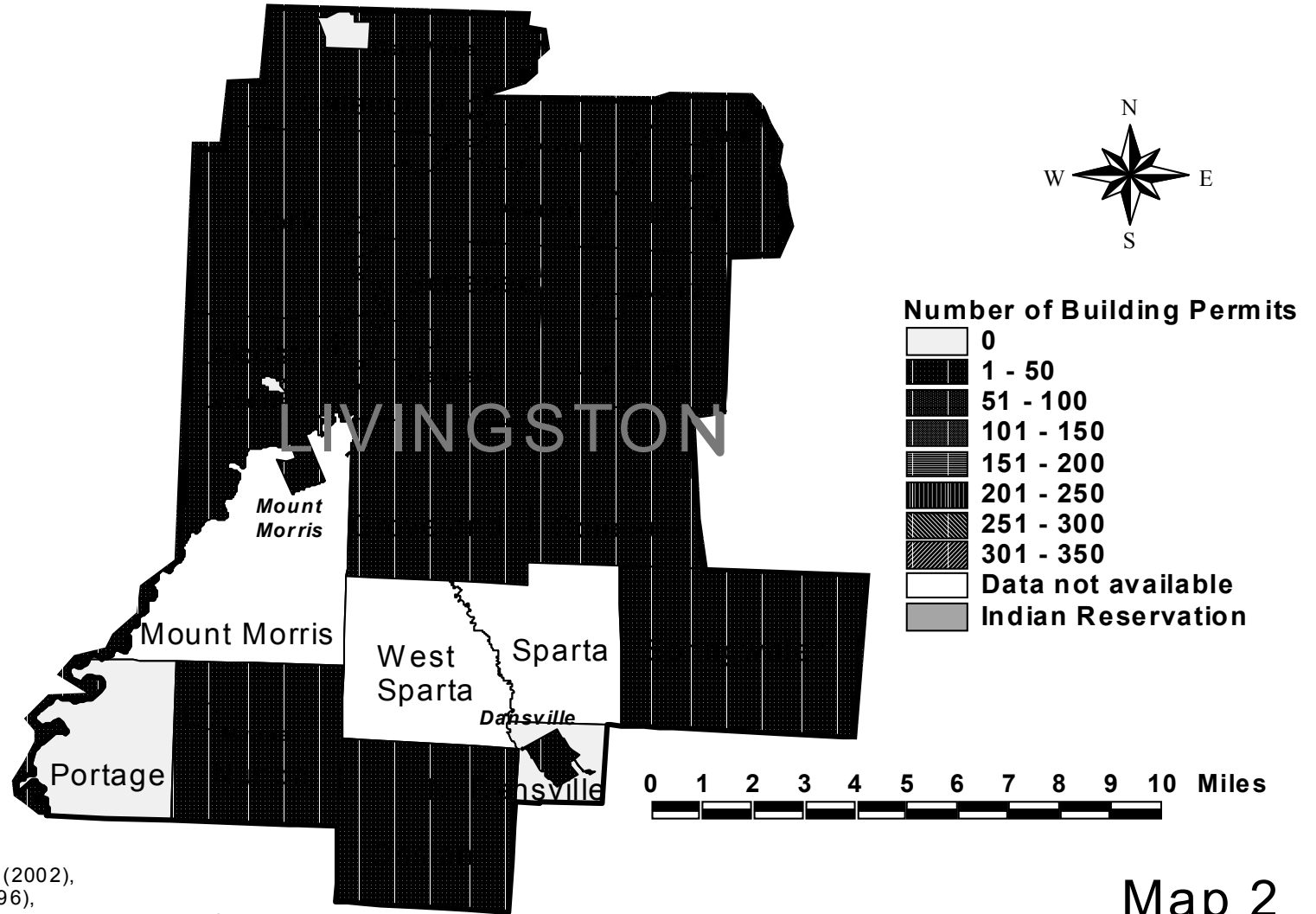
Number of New Residential Unit Permits in Genesee County (2001)



Map 1

Source: Municipal Representatives (2002),
 Base Map: NYS DOT (February 1996),
 Prepared by Genesee/ Finger Lakes Regional Planning Council (March 2002).

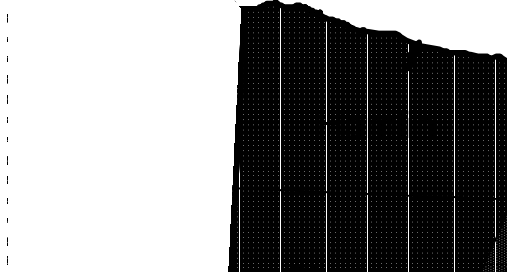
Number of New Residential Unit Permits in Livingston County (2001)




Source: Municipal Representatives (2002),
 Base Map: NYS DOT (February 1996),
 Prepared by Genesee/ Finger Lakes Regional Planning Council (March 2002).

Map 2


Number of New



Number of New



Number of New |

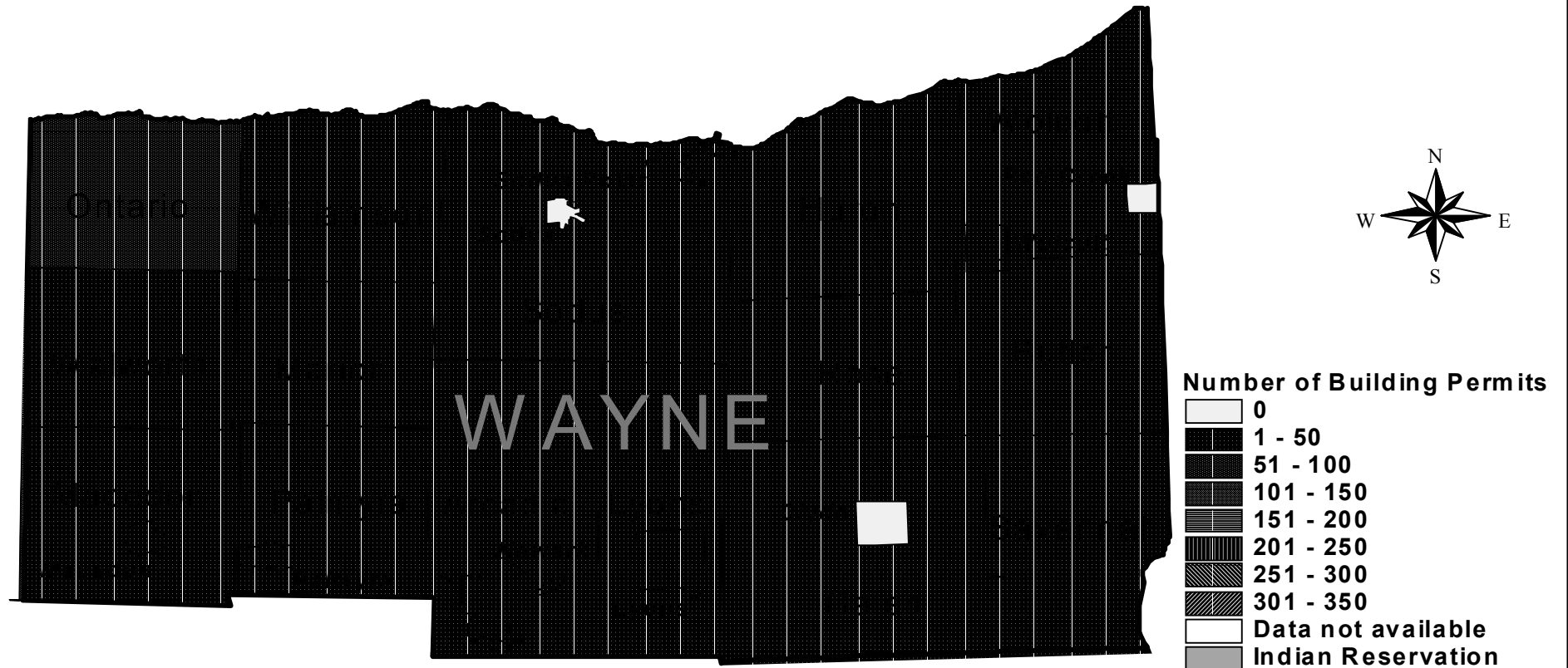


Number of New Residential Unit Permits in Seneca Co



Source: Municipal Representatives (2002),
Base Map: NYS DOT (February 1996),
Prepared by Genesee/ Finger Lakes Regional Planning Council (March 2002).

Number of New Residential Unit Permits in Wayne County (2001)

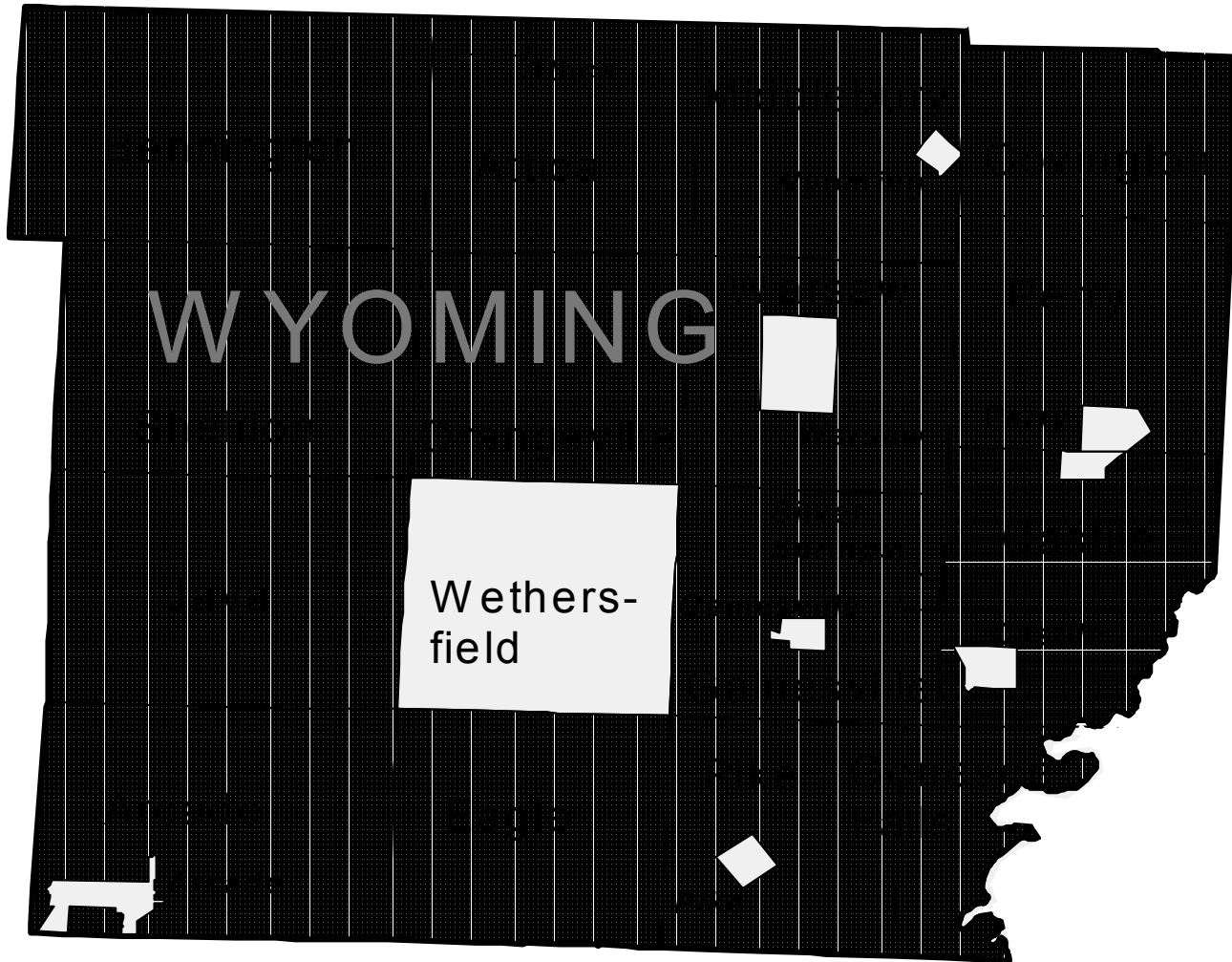


Source: Municipal Representatives (2002),
Base Map: NYS DOT (February 1996),
Prepared by Genesee/ Finger Lakes Regional Planning Council (March 2002).

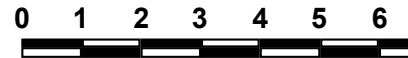
0 1 2 3 4 5 6 7 8 9 10 Miles

Map 7


Number of New Residential Unit Permits in Wyoming



Source: Municipal Representatives (2002),
Base Map: NYS DOT (February 1996),
Prepared by Genesee/ Finger Lakes Regional Planning Council (March 2002).



Number of New Residential Unit Permits in Yates County (2001)

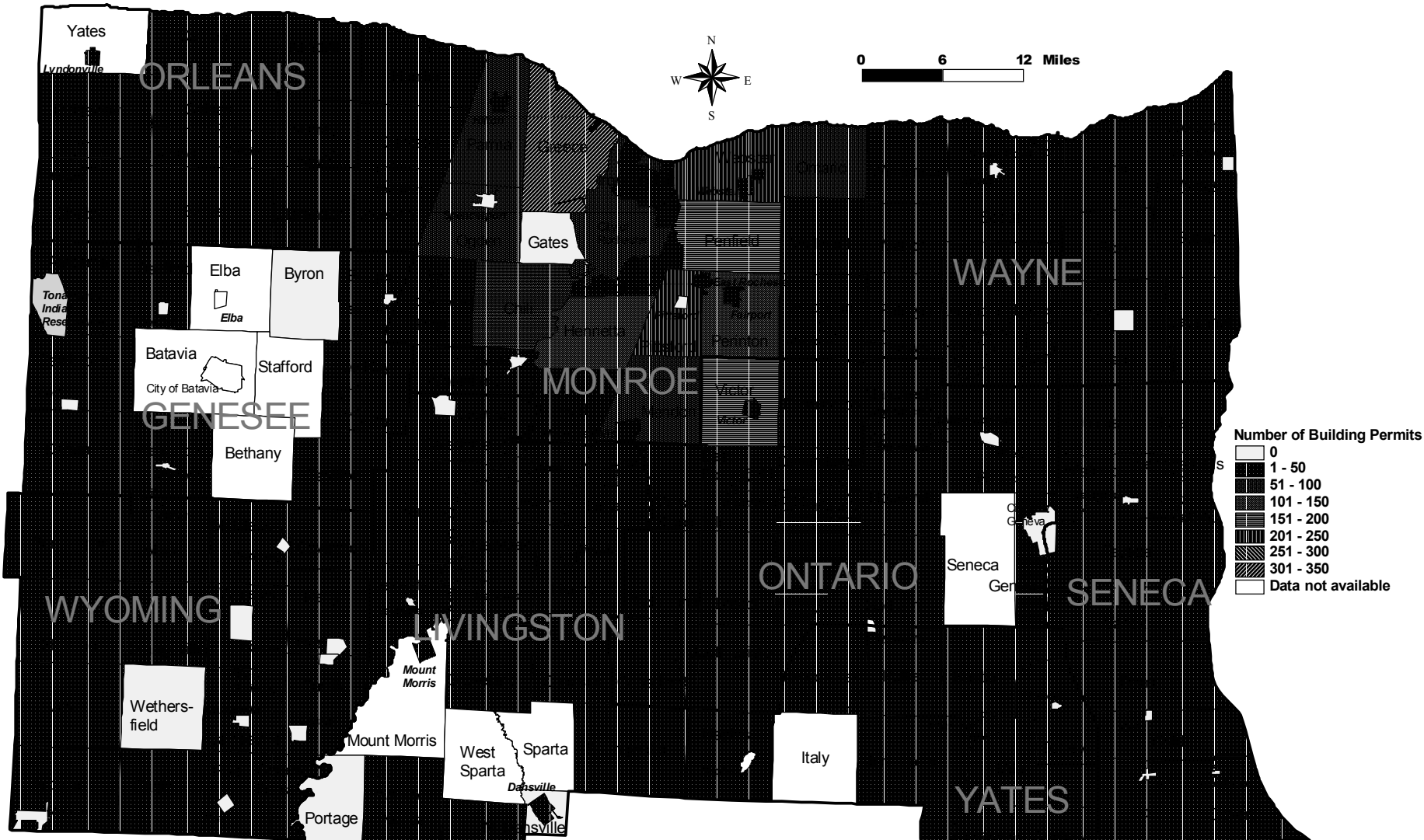


Source: Municipal Representatives (2002),
Base Map: NYS DOT (February 1996),
Prepared by Genesee/ Finger Lakes Regional Planning Council (March 2002).

0 1 2 3 4 5 6 7 8 9 10 Miles

Map 9

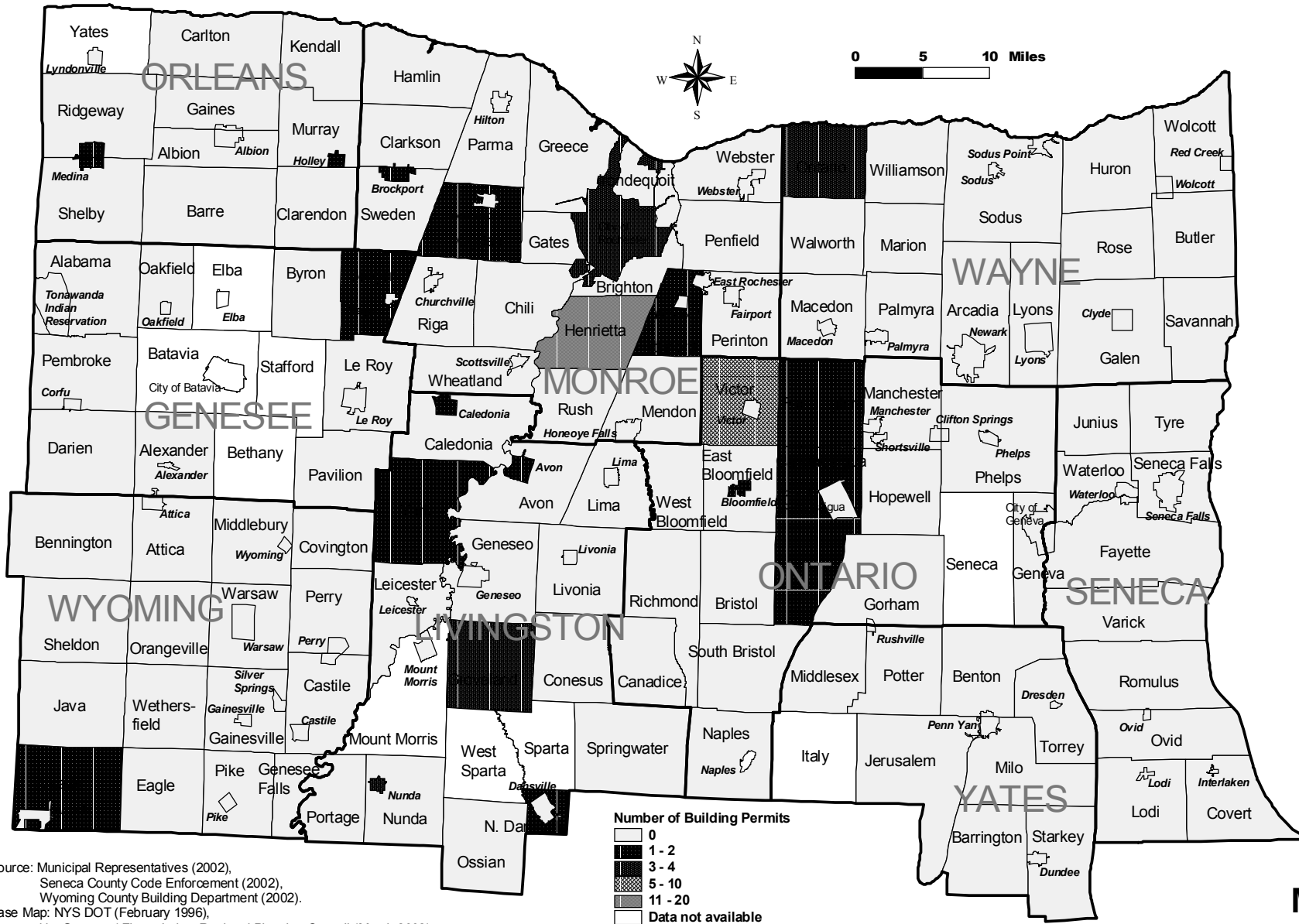
Number of New Residential Unit Permits in the Genesee/ Finger Lakes Region (2001)



Source: Municipal Representatives (2002),
 Seneca County Code Enforcement (2002),
 Wyoming County Building Department (2002).
 Base Map: NYS DOT (February 1996),
 Prepared by Genesee/ Finger Lakes Regional Planning Council (March 2002).

Map 10

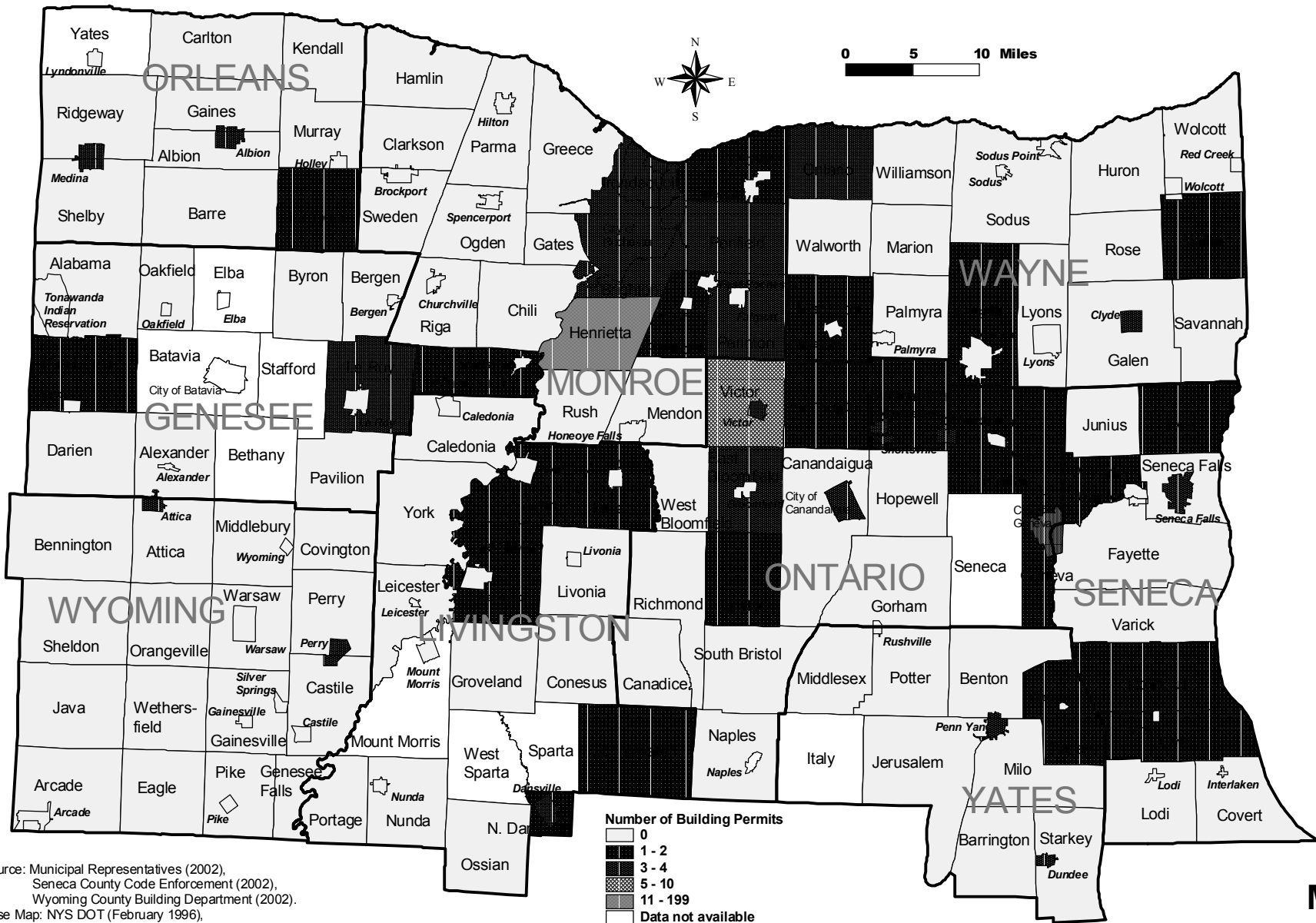
Number of New Industrial Building Permits in the Genesee/ Finger Lakes Region (2001)



Source: Municipal Representatives (2002),
 Seneca County Code Enforcement (2002),
 Wyoming County Building Department (2002).
 Base Map: NYS DOT (February 1996),
 Prepared by Genesee/ Finger Lakes Regional Planning Council (March 2002).

Map 11

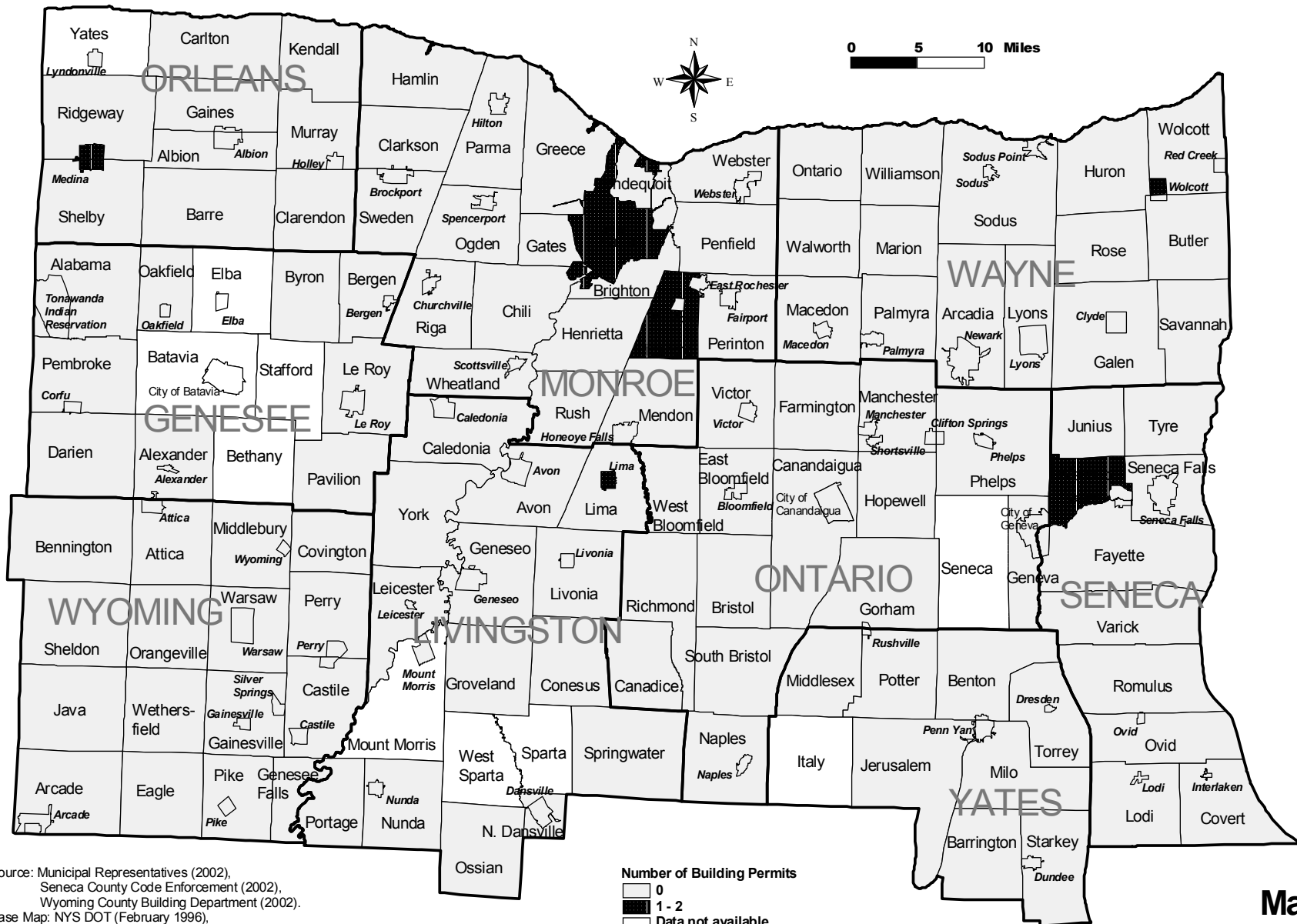
Number of New Commercial Building Permits in the Genesee/ Finger Lakes Region (2001)



Source: Municipal Representatives (2002),
 Seneca County Code Enforcement (2002),
 Wyoming County Building Department (2002).
 Base Map: NYS DOT (February 1996).
 Prepared by Genesee/ Finger Lakes Regional Planning Council (March 2002).

Map 12

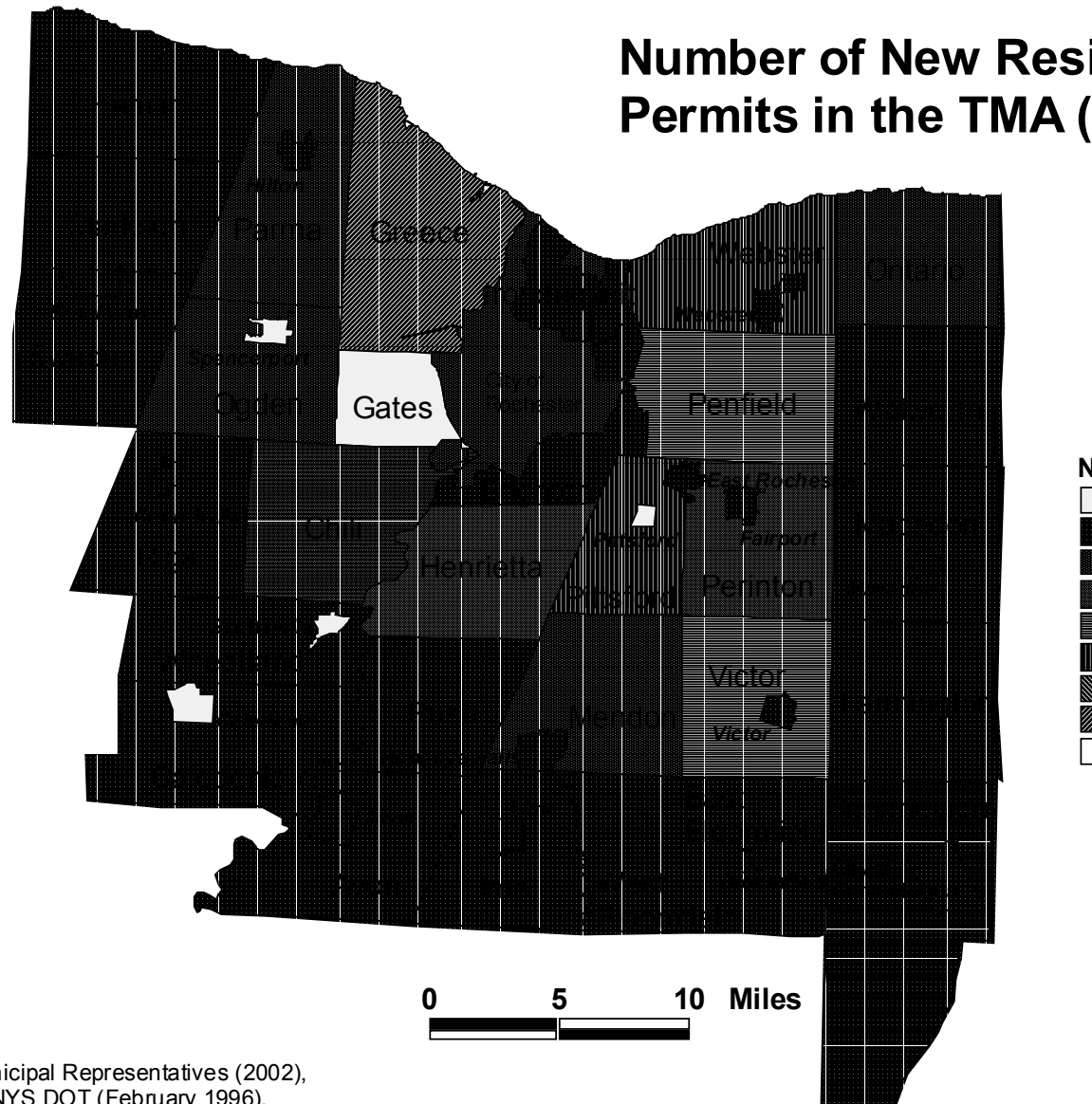
Number of New Community Service Building Permits in the Genesee/ Finger Lakes Region (2001)



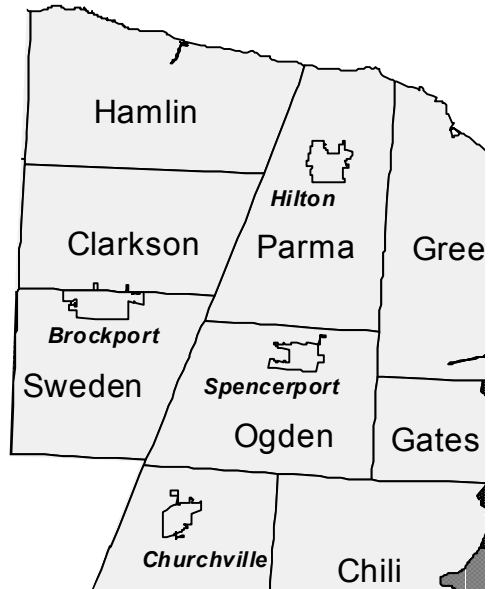
Source: Municipal Representatives (2002),
 Seneca County Code Enforcement (2002),
 Wyoming County Building Department (2002).
 Base Map: NYS DOT (February 1996).
 Prepared by Genesee/ Finger Lakes Regional Planning Council (March 2002).

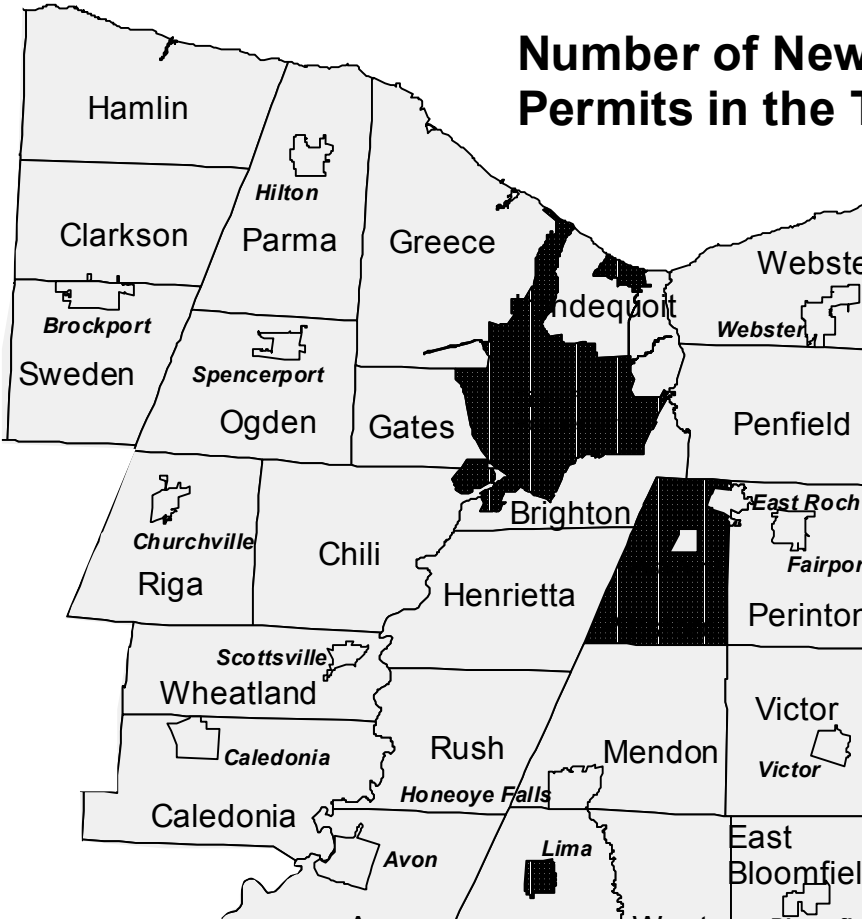
Map 13

Number of New Resi Permits in the TMA (



Source: Municipal Representatives (2002),
Base Map: NYS DOT (February 1996).





Appendices

Appendix A: Number, Square Footage, and Value of Permits Issued for New Residential Buildings (2001)

Appendix B: Number, Square Footage, and Value of Permits Issued for New Industrial Buildings (2001)

Appendix C: Number, Square Footage, and Value of Permits Issued for New Commercial Buildings (2001)

Appendix D: Number, Square Footage, and Value of Permits Issued for New Community Service Buildings (2001)

Appendix E: Number, Square Footage, and Value of Permits Issued for New Buildings Not Elsewhere Classified (2001)

Appendix F: Transportation Management Area Time Series Analysis Data (1993/94-2001)

Appendix A

Number, Square Footage, and Value of Permits Issued for New Residential Buildings (2001)

2001 Rural County Land Use Monitoring Report

Number, Square Footage, and Value of Permits Issued for New Residential Buildings (2001)

Genesee County

Municipality	Single Family	Total Square Feet	Total Value	Two Family	Total Square Feet	Total Value	Three or Four Family (# of Units)	Total Square Feet	Total Value	Five or More Family (# of Units)	Total Square Feet	Total Value	Mobile Homes/T railers	Total Square Feet	Total Value
Town of Alabama	2	DNA	DNA	-	-	-	-	-	-	-	-	-	2	DNA	DNA
Town of Alexander	3	5,256	DNA	-	-	-	-	-	-	-	-	-	2	1,940	DNA
Village of Alexander	-	-	-	-	-	-	-	-	-	-	-	-	-	-	-
City of Batavia	Did not return survey														
Town of Batavia	Did not return survey														
Town of Bergen	6	DNA	DNA	1	DNA	DNA	-	-	-	-	-	-	2	DNA	DNA
Village of Bergen	-	-	-	-	-	-	-	-	-	-	-	-	-	-	-
Town of Bethany	Did not return survey														
Town of Byron	-	-	-	-	-	-	-	-	-	-	-	-	-	-	-
Village of Corfu	-	-	-	-	-	-	-	-	-	-	-	-	-	-	-
Town of Darien	11	DNA	\$1,165,000	-	-	-	-	-	-	-	-	-	-	-	-
Town of Elba	Did not return survey														
Village of Elba	Did not return survey														
Town of Leroy	5	7,771	\$539,000	-	-	-	-	-	-	-	-	-	1	924	\$21,400
Village of Leroy	1	1,480	\$125,000	-	-	-	-	-	-	-	-	-	-	-	-
Town of Oakfield	4	DNA	\$517,000	-	-	-	-	-	-	-	-	-	-	-	-
Village of Oakfield	-	-	-	-	-	-	-	-	-	-	-	-	-	-	-
Town of Pavilion	6	12,226	\$697,950	-	-	-	-	-	-	-	-	-	1	DNA	\$10,500
Town of Pembroke	4	7,354	\$380,000	-	-	-	-	-	-	-	-	-	-	-	-
Town of Stafford	Did not return survey														

DNA = Data not available.

Source: Municipal representatives, 2002.

2001 Rural County Land Use Monitoring Report

Number, Square Footage, and Value of Permits Issued for New Residential Buildings (2001)

Livingston County

Municipality	Single Family	Total Square Feet	Total Value	Two Family	Total Square Feet	Total Value	Three or Four Family (# of Units)	Total Square Feet	Total Value	Five or More Family (# of Units)	Total Square Feet	Total Value	Mobile Homes/T railers	Total Square Feet	Total Value
Town of Avon	11	20,629	\$1,191,300	-	-	-	-	-	-	-	-	-	9	13,064	\$99,000
Village of Avon	5	11,000	\$800,000	-	-	-	4 (32)	25,600	\$1,200,000	-	-	-	-	-	-
Town of Caledonia	3	5,200	\$340,000	-	-	-	-	-	-	-	-	-	4	2,700	\$180,000
Village of Caledonia	-	-	-	-	-	-	-	-	-	-	-	-	-	-	-
Town of Conesus	16	34,736	\$1,819,500	-	-	-	-	-	-	-	-	-	5	7,787	\$230,000
Village of Dansville	1	1,000	\$40,000	-	-	-	-	-	-	-	-	-	-	-	-
Town of Geneseo	13	DNA	\$1,832,600	-	-	-	-	-	-	-	-	-	8	DNA	\$368,000
Village of Geneseo	14	DNA	\$1,678,000	-	-	-	-	-	-	1 (8)	DNA	\$350,000	-	-	-
Town of Groveland	3	DNA	\$345,000	-	-	-	-	-	-	-	-	-	1	DNA	\$11,000
Town of Leicester	6	10,192	\$680,000	-	-	-	-	-	-	-	-	-	7	8,956	\$412,000
Village of Leicester	-	-	-	-	-	-	-	-	-	-	-	-	-	-	-
Town of Lima	4	6,800	\$480,000	-	-	-	-	-	-	-	-	-	-	-	-
Village of Lima	6	10,200	\$780,000	-	-	-	-	-	-	-	-	-	-	-	-
Town of Livonia	24	45,600	\$5,247,905	-	-	-	-	-	-	-	-	-	3	3,260	\$80,000
Village of Livonia	4	7,600	\$508,900	-	-	-	-	-	-	-	-	-	-	-	-
Town of Mount Morris	Did not return survey														
Village of Mount Morris	2	4,300	\$359,000	-	-	-	-	-	-	-	-	-	3	3,480	\$89,000
Town of North Dansville	-	-	-	-	-	-	-	-	-	-	-	-	-	-	-
Town of Nunda	10	128,564	\$797,300	-	-	-	-	-	-	-	-	-	1	980	\$17,000
Village of Nunda	3	6,252	\$300,000	-	-	-	-	-	-	-	-	-	-	-	-
Town of Ossian	5	7,218	\$304,232	-	-	-	-	-	-	-	-	-	-	-	-
Town of Portage	-	-	-	-	-	-	-	-	-	-	-	-	-	-	-
Town of Sparta	Did not return survey														
Town of Springwater	9	14,484	\$986,000	-	-	-	-	-	-	-	-	-	7	7,864	\$204,500
Town of West Sparta	Did not return survey														
Town of York	3	7,767	\$469,000	1	2,959	\$198,000	-	-	-	-	-	-	5	7,473	\$285,000

DNA = Data not available.

Source: Municipal representatives, 2002.

2001 Rural County Land Use Monitoring Report

Number, Square Footage, and Value of Permits Issued for New Residential Buildings (2001)

Monroe County

Municipality	Single Family	Total Square Feet	Total Value	Two Family	Total Square Feet	Total Value	Three or Four Family (# of Units)	Total Square Feet	Total Value	Five or More Family (# of Units)	Total Square Feet	Total Value	Mobile Homes/T railers	Total Square Feet	Total Value
Town of Brighton	16	65,484	\$5,285,500	-	-	-	-	-	-	-	-	-	-	-	-
Village of Brockport	1	1,847	\$130,000	-	-	-	-	-	-	-	-	-	-	-	-
Town of Chili	88	DNA	\$17,599,505	-	-	-	-	-	-	5 (52)	DNA	\$1,820,000	2	DNA	\$50,000
Village of Churchville	7	14,803	\$860,000	-	-	-	-	-	-	-	-	-	-	-	-
Town of Clarkson	43	DNA	\$6,020,000	-	-	-	-	-	-	-	-	-	-	-	-
Village of East Rochester	2	5,600	\$485,000	-	-	-	-	-	-	-	-	-	-	-	-
Village of Fairport	3	15,392	\$730,000	-	-	-	-	-	-	-	-	-	-	-	-
Town of Gates	-	-	-	-	-	-	-	-	-	-	-	-	-	-	-
Town of Greece	198	DNA	\$26,863,772	2	DNA	\$300,000	10 (40)	DNA	\$3,000,000	5(81)	DNA	\$5,410,000	-	-	-
Town of Hamlin	11	25,300	\$1,210,000	-	-	-	-	-	-	-	-	-	18	21,600	\$900,000
Town of Henrietta	147	330,750	\$16,209,416	-	-	-	-	-	-	-	-	-	-	-	-
Village of Hilton	25	36,443	\$2,640,600	11	22,746	\$1,320,000	-	-	-	-	-	-	-	-	-
Village of Honeoye Falls	12	24,620	\$2,126,000	-	-	-	-	-	-	-	-	-	-	-	-
Town of Irondequoit	25	DNA	DNA	-	-	-	-	-	-	-	-	-	-	-	-
Town of Mendon	52	157,600	\$14,028,014	-	-	-	-	-	-	-	-	-	-	-	-
Town of Ogden	71	DNA	\$9,940,576	-	-	-	-	-	-	-	-	-	-	-	-
Town of Parma	56	122,614	\$7,905,032	2	4,232	\$300,000	-	-	-	-	-	-	-	-	-
Town of Penfield	137	459,860	\$33,587,000	-	-	-	-	-	-	-	-	-	15	18,050	\$462,470
Town of Perinton	122	DNA	DNA	12	DNA	DNA	-	-	-	-	-	-	-	-	-
Town of Pittsford	78	259,082	\$23,054,160	-	-	-	-	-	-	1 (150)	155,000	\$17,000,000	-	-	-
Village of Pittsford	-	-	-	-	-	-	-	-	-	-	-	-	-	-	-
Town of Riga	5	12,183	\$895,285	-	-	-	-	-	-	-	-	-	1	1,232	\$42,000
City of Rochester	35	DNA	\$1,630,000	1	DNA	\$70,000	1 (3)	DNA	\$125,000	2 (14)	DNA	\$739,000	-	-	-
Town of Rush	19	1,900	\$3,678,000	-	-	-	-	-	-	-	-	-	-	-	-
Village of Scottsville	-	-	-	-	-	-	-	-	-	-	-	-	-	-	-
Village of Spencerport	-	-	-	-	-	-	-	-	-	-	-	-	-	-	-
Town of Sweden	22	45,818	\$3,608,799	-	-	-	-	-	-	-	-	-	-	-	-
Town of Webster	227	567,500	\$34,050,000	-	-	-	-	-	-	-	-	-	-	-	-
Village of Webster	1	1,340	\$119,000	-	-	-	3 (10)	12,420	\$950,000	-	-	-	-	-	-
Town of Wheatland	1	1,500	\$90,000	-	-	-	-	-	-	-	-	-	-	-	-

DNA = Data not available.

Source: Municipal representatives, 2002.

2001 Rural County Land Use Monitoring Report

Number, Square Footage, and Value of Permits Issued for New Residential Buildings (2001)

Ontario County

Municipality	Single Family	Total Square Feet	Total Value	Two Family	Total Square Feet	Total Value	Three or Four Family (# of Units)	Total Square Feet	Total Value	Five or More Family (# of Units)	Total Square Feet	Total Value	Mobile Homes/Trailers	Total Square Feet	Total Value
Village of Bloomfield	3	8,866	\$400,000	-	-	-	-	-	-	-	-	-	-	-	-
Town of Bristol	7	14,868	\$1,083,000	-	-	-	-	-	-	-	-	-	-	-	-
Town of Canadice	5	8,365	\$698,500	-	-	-	-	-	-	-	-	-	7	7,912	\$217,500
City of Canandaigua	31	60,880	\$3,421,000	-	-	-	-	-	-	-	-	-	8	9,530	DNA
Town of Canandaigua	26	DNA	\$4,239,350	-	-	-	6 (23)	DNA	\$2,270,000	-	-	-	-	-	-
Village of Clifton Springs	1	DNA	\$150,000	-	-	-	-	-	-	-	-	-	-	-	-
Town of East Bloomfield	14	47,953	\$2,642,000	-	-	-	-	-	-	-	-	-	4	3,986	\$75,000
Town of Farmington	44	DNA	\$4,312,000	-	-	-	-	-	-	-	-	-	-	-	-
City of Geneva	-	-	-	-	-	-	-	-	-	-	-	-	-	-	-
Town of Geneva	11	DNA	\$1,750,000	-	-	-	1 (3)	DNA	\$170,000	-	-	-	-	-	-
Town of Gorham	28	58,841	\$4,993,000	-	-	-	-	-	-	-	-	-	-	-	-
Town of Hopewell	12	21,790	\$1,525,300	-	-	-	-	-	-	-	-	-	7	8,230	\$336,000
Town of Manchester	8*	DNA	\$793,882	-	-	-	-	-	-	-	-	-	26**	DNA	\$920,000
Village of Manchester	-	-	-	-	-	-	-	-	-	-	-	-	5**	DNA	\$259,000
Town of Naples	10	24,468	\$1,112,200	-	-	-	-	-	-	-	-	-	-	-	-
Village of Naples	Did not return survey														
Town of Phelps	17	28,989	\$1,553,876	-	-	-	-	-	-	-	-	-	3	1,800	\$85,472
Village of Phelps	-	-	-	-	-	-	-	-	-	-	-	-	-	-	-
Town of Richmond	30	34,897	\$2,187,100	1	512	\$31,470	2 (6)	5,760	\$240,000	-	-	-	-	-	-
Village of Rushville	Did not return survey														
Town of Seneca	Did not return survey														
Village of Shortsville	1*	DNA	\$150,000	-	-	-	-	-	-	-	-	-	-	-	-
Town of South Bristol	18	43,983	\$3,808,000	-	-	-	-	-	-	-	-	-	-	-	-
Town of Victor	150*	387,389	DNA	-	-	-	-	-	-	-	-	-	42	61,706	DNA
Village of Victor	18	DNA	\$3,302,000	-	-	-	-	-	-	-	-	-	-	-	-
Town of West Bloomfield	6	10,800	\$627,135	-	-	-	-	-	-	-	-	-	14	DNA	\$395,400

* includes all residential buildings, except Mobile Homes/ Trailers ** includes also double-wide homes

DNA = Data not available.

Source: Municipal representatives, 2002.

2001 Rural County Land Use Monitoring Report

Number, Square Footage, and Value of Permits Issued for New Residential Buildings (2001)

Orleans County

<i>Municipality</i>	<i>Single Family</i>	<i>Total Square Feet</i>	<i>Total Value</i>	<i>Two Family</i>	<i>Total Square Feet</i>	<i>Total Value</i>	<i>Three or Four Family (# of Units)</i>	<i>Total Square Feet</i>	<i>Total Value</i>	<i>Five or More Family (# of Units)</i>	<i>Total Square Feet</i>	<i>Total Value</i>	<i>Mobile Homes/T railers</i>	<i>Total Square Feet</i>	<i>Total Value</i>
Town of Albion	4	10,246	\$381,000	-	-	-	-	-	-	-	-	-	-	-	-
Village of Albion	2	2,800	\$124,500	-	-	-	-	-	-	-	-	-	16	DNA	DNA
Town of Barre	3	DNA	\$600,000	-	-	-	-	-	-	-	-	-	-	-	-
Town of Carlton	9	17,500	\$1,200,000	-	-	-	-	-	-	-	-	-	-	-	-
Town of Clarendon	16	DNA	\$1,688,000	-	-	-	-	-	-	-	-	-	6	DNA	DNA
Town of Gaines	3	7,330	\$285,000	-	-	-	-	-	-	-	-	-	-	-	-
Village of Holley	1	1,728	\$50,000	-	-	-	-	-	-	-	-	-	-	-	-
Town of Kendall	7	11,665	\$666,067	-	-	-	-	-	-	-	-	-	-	-	-
Village of Lyndonville	1	2,900	\$225,000	-	-	-	-	-	-	-	-	-	-	-	-
Village of Medina	1	2,600	\$85,000	-	-	-	-	-	-	-	-	-	4	DNA	\$90,000
Town of Murray	8	15,020	\$881,000	1	3,200	\$65,000	-	-	-	-	-	-	-	-	-
Town of Ridgeway	2	2,700	\$180,000	-	-	-	-	-	-	-	-	-	2	2,800	\$120,000
Town of Shelby	2	2,946	\$212,800	-	-	-	-	-	-	-	-	-	2	2,712	\$106,400
Town of Yates	Did not return survey														

DNA = Data not available.

Source: Municipal representatives, 2002.

2001 Rural County Land Use Monitoring Report

Number, Square Footage, and Value of Permits Issued for New Residential Buildings (2001)

Seneca County

Municipality	Single Family (¹)	Total Square Feet	Total Value	Two Family	Total Square Feet	Total Value	Three or Four Family (# of Units)	Total Square Feet	Total Value	Five or More Family (# of Units)	Total Square Feet	Total Value	Mobile Homes/T railers	Total Square Feet	Total Value
Town of Covert	-	-	-	-	-	-	-	-	-	-	-	-	3	DNA	\$42,000
Town of Fayette	9	DNA	\$1,170,621	-	-	-	-	-	-	-	-	-	6	DNA	\$325,000
Village of Interlaken	-	-	-	-	-	-	-	-	-	-	-	-	-	-	-
Town of Junius	2	DNA	\$128,500	-	-	-	-	-	-	-	-	-	9	DNA	\$1,783,000
Town of Lodi	-	-	-	-	-	-	-	-	-	-	-	-	6	DNA	\$208,000
Village of Lodi	-	-	-	-	-	-	-	-	-	-	-	-	-	-	-
Town of Ovid	1	DNA	\$80,000	-	-	-	-	-	-	-	-	-	4	DNA	\$80,000
Village of Ovid	-	-	-	-	-	-	-	-	-	-	-	-	-	-	-
Town of Romulus	2	DNA	\$750,000	-	-	-	-	-	-	-	-	-	6	DNA	\$313,563
Town of Seneca Falls	2	DNA	\$270,000	-	-	-	-	-	-	-	-	-	3	DNA	\$167,000
Village of Seneca Falls	3	DNA	\$435,000	-	-	-	-	-	-	-	-	-	5	DNA	\$187,850
Town of Tyre	1	DNA	\$12,500	-	-	-	-	-	-	-	-	-	3	DNA	\$137,000
Town of Varick	-	-	-	-	-	-	-	-	-	-	-	-	5	DNA	\$166,000
Town of Waterloo	1	DNA	\$125,000	-	-	-	-	-	-	-	-	-	8	DNA	\$168,300
Village of Waterloo	1	DNA	\$95,000	-	-	-	-	-	-	-	-	-	9	DNA	\$218,500

⁽¹⁾ includes all dwellings, except mobile homes
Source: Seneca County Code Enforcement Office, 2002.

2001 Rural County Land Use Monitoring Report

Number, Square Footage, and Value of Permits Issued for New Residential Buildings (2001)

Wayne County

Municipality	Single Family	Total Square Feet	Total Value	Two Family	Total Square Feet	Total Value	Three or Four Family (# of Units)	Total Square Feet	Total Value	Five or More Family (# of Units)	Total Square Feet	Total Value	Mobile Homes/T railers	Total Square Feet	Total Value
Town of Arcadia	4	8,296	\$489,000	-	-	-	-	-	-	-	-	-	2	2,986	\$130,000
Town of Butler	2	2,290	\$170,000	-	-	-	-	-	-	-	-	-	4	6,350	\$170,000
Village of Clyde	-	-	-	-	-	-	-	-	-	-	-	-	-	-	-
Town of Galen	8	14,727	\$645,000	-	-	-	-	-	-	-	-	-	4	4,256	\$117,000
Town of Huron	8	DNA	\$1,155,000	-	-	-	-	-	-	-	-	-	1	DNA	\$50,000
Town of Lyons	3	5,837	\$210,000	-	-	-	-	-	-	-	-	-	2	1,988	\$66,000
Village of Lyons	1	1,000	\$40,000	-	-	-	-	-	-	-	-	-	2	3,696	\$115,000
Town of Macedon	43	78,654	\$5,786,030	-	-	-	-	-	-	-	-	-	-	-	-
Village of Macedon	10	18,450	DNA	-	-	-	-	-	-	-	-	-	-	-	-
Town of Marion	6	10,600	\$835,000	-	-	-	-	-	-	-	-	-	4	4,260	\$44,800
Village of Newark	5	7,976	\$560,000	-	-	-	-	-	-	-	-	-	1	1,680	\$65,740
Town of Ontario	52	132,037	\$7,230,092	-	-	-	-	-	-	-	-	-	2	3,328	\$90,000
Town of Palmyra	5	9,900	\$754,000	-	-	-	-	-	-	-	-	-	-	-	-
Village of Palmyra	1	1,700	\$120,000	1	2,200	\$154,000	-	-	-	-	-	-	-	-	-
Village of Red Creek	-	-	-	-	-	-	-	-	-	-	-	-	-	-	-
Town of Rose	-	-	-	-	-	-	-	-	-	-	-	-	6	9,377	DNA
Town of Savannah	5	DNA	DNA	-	-	-	-	-	-	-	-	-	5	DNA	DNA
Town of Sodus	10	15,536	\$664,000	-	-	-	-	-	-	-	-	-	-	-	-
Village of Sodus	-	-	-	-	-	-	-	-	-	-	-	-	-	-	-
Village of Sodus Point	2	2,804	\$137,000	-	-	-	-	-	-	-	-	-	-	-	-
Town of Walworth	49	94,583	\$6,876,000	-	-	-	-	-	-	-	-	-	-	-	-
Town of Williamson	22	DNA	\$2,800,000	-	-	-	-	-	-	-	-	-	5	DNA	\$202,000
Town of Wolcott	6	8,000	\$483,000	-	-	-	-	-	-	-	-	-	14	12,000	DNA
Village of Wolcott	1	1,326	\$99,000	-	-	-	-	-	-	-	-	-	-	-	-

DNA = Data not available.

Source: Municipal representatives, 2002.

Number, Square Footage, and Value of Permits Issued for New Residential Buildings (2001)

Wyoming County

Municipality	Single Family (¹)	Total Square Feet	Total Value	Two Family	Total Square Feet	Total Value	Three or Four Family (# of Units)	Total Square Feet	Total Value	Five or More Family (# of Units)	Total Square Feet	Total Value	Mobile Homes/T railers	Total Square Feet	Total Value
Town of Arcade	14	DNA	\$1,496,500	-	-	-	-	-	-	-	-	-	2	DNA	\$222,000
Village of Arcade	-	-	-	-	-	-	-	-	-	-	-	-	-	-	-
Town of Attica	-	-	-	-	-	-	-	-	-	-	-	-	2	DNA	\$125,000
Village of Attica	2	DNA	\$215,700	-	-	-	-	-	-	-	-	-	-	-	-
Town of Bennington	11	DNA	\$967,000	-	-	-	-	-	-	-	-	-	1	DNA	\$42,000
Town of Castile	6	DNA	\$625,000	-	-	-	-	-	-	-	-	-	-	-	-
Village of Castile	-	-	-	-	-	-	-	-	-	-	-	-	-	-	-
Town of Covington	2	DNA	\$180,000	-	-	-	-	-	-	-	-	-	3	DNA	\$238,000
Town of Eagle	2	DNA	\$193,000	-	-	-	-	-	-	-	-	-	4	DNA	\$173,000
Town of Gainesville	2	DNA	\$70,000	-	-	-	-	-	-	-	-	-	2	DNA	\$205,000
Village of Gainesville	-	-	-	-	-	-	-	-	-	-	-	-	-	-	-
Town of Genesee Falls	-	-	-	-	-	-	-	-	-	-	-	-	1	DNA	\$41,000
Town of Java	5	DNA	\$400,000	-	-	-	-	-	-	-	-	-	1	DNA	\$53,000
Town of Middlebury	3	DNA	\$305,000	-	-	-	-	-	-	-	-	-	3	DNA	\$94,900
Town of Orangeville	2	DNA	\$214,000	-	-	-	-	-	-	-	-	-	1	DNA	\$111,000
Town of Perry	3	DNA	\$270,000	-	-	-	-	-	-	-	-	-	1	DNA	\$24,000
Village of Perry	-	-	-	-	-	-	-	-	-	-	-	-	-	-	-
Town of Pike	5	DNA	\$300,000	-	-	-	-	-	-	-	-	-	2	DNA	\$110,000
Village of Pike	-	-	-	-	-	-	-	-	-	-	-	-	-	-	-
Town of Sheldon	4	DNA	\$422,000	-	-	-	-	-	-	-	-	-	1	DNA	\$80,000
Village of Silver Springs	-	-	-	-	-	-	-	-	-	-	-	-	1	DNA	\$27,000
Town of Warsaw	5	DNA	\$534,900	-	-	-	-	-	-	-	-	-	3	DNA	\$123,000
Village of Warsaw	-	-	-	-	-	-	-	-	-	-	-	-	-	-	-
Town of Wethersfield	-	-	-	-	-	-	-	-	-	-	-	-	-	-	-
Village of Wyoming	-	-	-	-	-	-	-	-	-	-	-	-	-	-	-

DNA = Data not available.

⁽¹⁾ includes all dwellings, except mobile homes

Source: Wyoming County Building Department, 2002.

2001 Rural County Land Use Monitoring Report

Number, Square Footage, and Value of Permits Issued for New Residential Buildings (2001)

Yates County

Municipality	Single Family	Total Square Feet	Total Value	Two Family	Total Square Feet	Total Value	Three or Four Family (# of Units)	Total Square Feet	Total Value	Five or More Family (# of Units)	Total Square Feet	Total Value	Mobile Homes/T railers	Total Square Feet	Total Value
Town of Barrington	7	14,079	\$673,723	-	-	-	-	-	-	-	-	-	8	8,079	\$271,000
Town of Benton	11	20,903	\$1,067,232	-	-	-	-	-	-	-	-	-	2	1,850	\$26,000
Village of Dresden	-	-	-	-	-	-	-	-	-	-	-	-	-	-	-
Village of Dundee	-	-	-	-	-	-	-	-	-	-	-	-	4	4,440	\$120,000
Town of Italy	Did not return survey														
Town of Jerusalem	21	41,180	\$2,591,000	-	-	-	-	-	-	-	-	-	4	7,588	\$247,000
Town of Middlesex	12	92,280	\$156,000	-	-	-	-	-	-	-	-	-	1	1,507	\$73,000
Town of Milo	13	9,760	\$445,000	-	-	-	-	-	-	-	-	-	6	1,600	\$38,000
Village of Penn Yan	6	DNA	DNA	-	-	-	1 (4)	DNA	DNA	-	-	-	-	-	-
Town of Potter	4	5,850	DNA	-	-	-	-	-	-	-	-	-	2	1,960	DNA
Town of Starkey	4	9,596	\$590,000	-	-	-	-	-	-	-	-	-	4	2,000	\$95,000
Town of Torrey	5	9,340	\$821,000	-	-	-	-	-	-	-	-	-	-	-	-

DNA = Data not available.

Source: Municipal representatives, 2002.

Appendix B

Number, Square Footage, and Value of Permits Issued for New Industrial Buildings (2001)

Number, Square Footage, and Value of Permits Issued for New Industrial Buildings (2001)

Genesee County

<i>Municipality</i>	<i>Buildings</i>	<i>Total Square Feet</i>	<i>Total Value</i>
Town of Alabama	-	-	-
Town of Alexander	-	-	-
Village of Alexander	-	-	-
City of Batavia	Did not return survey		
Town of Batavia	Did not return survey		
Town of Bergen	1	DNA	DNA
Village of Bergen	-	-	-
Town of Bethany	Did not return survey		
Town of Byron	-	-	-
Village of Corfu	-	-	-
Town of Darien	-	-	-
Town of Elba	Did not return survey		
Village of Elba	Did not return survey		
Town of Leroy	-	-	-
Village of Leroy	-	-	-
Town of Oakfield	-	-	-
Village of Oakfield	-	-	-
Town of Pavilion	-	-	-
Town of Pembroke	-	-	-
Town of Stafford	Did not return survey		

DNA = Data not available.

Source: Municipal representatives, 2002.

Number, Square Footage, and Value of Permits Issued for New Industrial Buildings (2001)

Livingston County

<i>Municipality</i>	<i>Buildings</i>	<i>Total Square Feet</i>	<i>Total Value</i>
Town of Avon	-	-	-
Village of Avon	1	10,000	\$350,000
Town of Caledonia	-	-	-
Village of Caledonia	1	-	\$60,000
Town of Conesus	-	-	-
Village of Dansville	-	-	-
Town of Geneseo	-	-	-
Village of Geneseo	-	-	-
Town of Groveland	3	-	\$743,300
Town of Leicester	-	-	-
Village of Leicester	-	-	-
Town of Lima	-	-	-
Village of Lima	-	-	-
Town of Livonia	-	-	-
Village of Livonia	-	-	-
Town of Mount Morris	Did not return data		
Village of Mount Morris	-	-	-
Town of North Dansville	1	3,680	\$110,000
Town of Nunda	-	-	-
Village of Nunda	3	17,200	\$240,000
Town of Ossian	-	-	-
Town of Portage	-	-	-
Town of Sparta	Did not return data		
Town of Springwater	-	-	-
Town of West Sparta	Did not return data		
Town of York	1	3,720	\$99,361

DNA = Data not available.

Source: Municipal representatives, 2002.

Number, Square Footage, and Value of Permits Issued for New Industrial Buildings (2001)

Monroe County

<i>Municipality</i>	<i>Buildings</i>	<i>Total Square Feet</i>	<i>Total Value</i>
Town of Brighton	-	-	-
Village of Brockport	1	600,000	\$3,211,000
Town of Chili	-	-	-
Village of Churchville	-	-	-
Town of Clarkson	-	-	-
Village of East Rochester	-	-	-
Village of Fairport	-	-	-
Town of Gates	-	-	-
Town of Greece	-	-	-
Town of Hamlin	-	-	-
Town of Henrietta	16	-	\$28,702,000
Village of Hilton	-	-	-
Village of Honeoye Falls	-	-	-
Town of Irondequoit	-	-	-
Town of Mendon	-	-	-
Town of Ogden	1	-	\$816,750
Town of Parma	-	-	-
Town of Penfield	-	-	-
Town of Perinton	-	-	-
Town of Pittsford	1	15,837	\$1,000,000
Village of Pittsford	-	-	-
Town of Riga	-	-	-
City of Rochester	3	DNA	\$690,000
Town of Rush	-	-	-
Village of Scottsville	-	-	-
Village of Spencerport	-	-	-
Town of Sweden	-	-	-
Town of Webster	-	-	-
Village of Webster	-	-	-
Town of Wheatland	-	-	-

DNA = Data not available.

Source: Municipal representatives, 2002.

Number, Square Footage, and Value of Permits Issued for New Industrial Buildings (2001)

Ontario County

<i>Municipality</i>	<i>Buildings</i>	<i>Total Square Feet</i>	<i>Total Value</i>
Village of Bloomfield	1	12,000	\$125,000
Town of Bristol	-	-	-
Town of Canadice	-	-	-
City of Canandaigua	-	-	-
Town of Canandaigua	2	21,500	\$1,178,000
Village of Clifton Springs	-	-	-
Town of East Bloomfield	-	-	-
Town of Farmington	2	DNA	\$2,400,000
City of Geneva	-	-	-
Town of Geneva	-	-	-
Town of Gorham	-	-	-
Town of Hopewell	-	-	-
Town of Manchester	-	-	-
Village of Manchester	-	-	-
Town of Naples	-	-	-
Village of Naples	Did not return survey		
Town of Phelps	-	-	-
Village of Phelps	-	-	-
Town of Richmond	-	-	-
Village of Rushville	Did not return survey		
Town of Seneca	Did not return survey		
Village of Shortsville	-	-	-
Town of South Bristol	-	-	-
Town of Victor	9	175,985	DNA
Village of Victor	-	-	-
Town of West Bloomfield	-	-	-

Source: Municipal representatives, 2002.

Number, Square Footage, and Value of Permits Issued for New Industrial Buildings (2001)

Orleans County

<i>Municipality</i>	<i>Buildings</i>	<i>Total Square Feet</i>	<i>Total Value</i>
Town of Albion	-	-	-
Village of Albion	-	-	-
Town of Barre	-	-	-
Town of Carlton	-	-	-
Town of Clarendon	-	-	-
Town of Gaines	-	-	-
Village of Holley	1	47,200	\$2,300,000
Town of Kendall	-	-	-
Village of Lyndonville	-	-	-
Village of Medina	1	1,920	\$106,000
Town of Murray	-	-	-
Town of Ridgeway	-	-	-
Town of Shelby	-	-	-
Town of Yates	Did not return survey		

DNA = Data not available.

Source: Municipal representatives, 2002.

Number, Square Footage, and Value of Permits Issued for New Industrial Buildings (2001)

Seneca County

<i>Municipality</i>	<i>Buildings</i>	<i>Total Square Feet</i>	<i>Total Value</i>
Town of Covert	-	-	-
Town of Fayette	-	-	-
Village of Interlaken	-	-	-
Town of Junius	-	-	-
Town of Lodi	-	-	-
Village of Lodi	-	-	-
Town of Ovid	-	-	-
Village of Ovid	-	-	-
Town of Romulus	-	-	-
Town of Seneca Falls	-	-	-
Village of Seneca Falls	-	-	-
Town of Tyre	-	-	-
Town of Varick	-	-	-
Town of Waterloo	-	-	-
Village of Waterloo	-	-	-

Source: Seneca County Code Enforcement Office, 2002.

Number, Square Footage, and Value of Permits Issued for New Industrial Buildings (2001)

Wayne County

<i>Municipality</i>	<i>Buildings</i>	<i>Total Square Feet</i>	<i>Total Value</i>
Town of Arcadia	-	-	-
Town of Butler	-	-	-
Village of Clyde	-	-	-
Town of Galen	-	-	-
Town of Huron	-	-	-
Town of Lyons	-	-	-
Village of Lyons	-	-	-
Town of Macedon	-	-	-
Village of Macedon	-	-	-
Town of Marion	-	-	-
Village of Newark	-	-	-
Town of Ontario	3	29,392	\$476,250
Town of Palmyra	-	-	-
Village of Palmyra	-	-	-
Village of Red Creek	-	-	-
Town of Rose	-	-	-
Town of Savannah	-	-	-
Town of Sodus	-	-	-
Village of Sodus	-	-	-
Village of Sodus Point	-	-	-
Town of Walworth	-	-	-
Town of Williamson	-	-	-
Town of Wolcott	-	-	-
Village of Wolcott	-	-	-

DNA = Data not available.

Source: Municipal representatives, 2002.

Number, Square Footage, and Value of Permits Issued for New Industrial Buildings (2001)

Wyoming County

<i>Municipality</i>	<i>Buildings</i>	<i>Total Square Feet</i>	<i>Total Value</i>
Town of Arcade	1	DNA	\$100,000
Village of Arcade	-	-	-
Town of Attica	-	-	-
Village of Attica	-	-	-
Town of Bennington	-	-	-
Town of Castile	-	-	-
Village of Castile	-	-	-
Town of Covington	-	-	-
Town of Eagle	-	-	-
Town of Gainesville	-	-	-
Village of Gainesville	-	-	-
Town of Genesee Falls	-	-	-
Town of Java	-	-	-
Town of Middlebury	-	-	-
Town of Orangeville	-	-	-
Town of Perry	-	-	-
Village of Perry	-	-	-
Town of Pike	-	-	-
Village of Pike	-	-	-
Town of Sheldon	-	-	-
Village of Silver Springs	-	-	-
Town of Warsaw	-	-	-
Village of Warsaw	-	-	-
Town of Wethersfield	-	-	-
Village of Wyoming	-	-	-

Source: Wyoming County Building Department, 2002.

Number, Square Footage, and Value of Permits Issued for New Industrial Buildings (2001)

Yates County

<i>Municipality</i>	<i>Buildings</i>	<i>Total Square Feet</i>	<i>Total Value</i>
Town of Barrington	-	-	-
Town of Benton	-	-	-
Village of Dresden	-	-	-
Village of Dundee	-	-	-
Town of Italy	Did not return survey		
Town of Jerusalem	-	-	-
Town of Middlesex	-	-	-
Town of Milo	-	-	-
Village of Penn Yan	-	-	-
Town of Potter	-	-	-
Town of Starkey	-	-	-
Town of Torrey	-	-	-

Source: Municipal representatives, 2002.

Appendix C

Number, Square Footage, and Value of Permits Issued for New Commercial Buildings (2001)

Number, Square Footage, and Value of Permits Issued for New Commercial Buildings (2001)

Genesee County

<i>Municipality</i>	<i>Offices/B anks</i>	<i>Total Square Feet</i>	<i>Total Value</i>	<i>Retail/ Service</i>	<i>Total Square Feet</i>	<i>Total Value</i>	<i>Service Stations</i>	<i>Total Square Feet</i>	<i>Total Value</i>	<i>Hotels/M otels</i>	<i>Total Square Feet</i>	<i>Total Value</i>
Town of Alabama	-	-	-	-	-	-	-	-	-	-	-	-
Town of Alexander	-	-	-	-	-	-	-	-	-	-	-	-
Village of Alexander	-	-	-	-	-	-	-	-	-	-	-	-
City of Batavia	Did not return survey											
Town of Batavia	Did not return survey											
Town of Bergen	-	-	-	-	-	-	-	-	-	-	-	-
Village of Bergen	-	-	-	-	-	-	-	-	-	-	-	-
Town of Bethany	Did not return survey											
Town of Byron	-	-	-	-	-	-	-	-	-	-	-	-
Village of Corfu	-	-	-	-	-	-	-	-	-	-	-	-
Town of Darien	-	-	-	-	-	-	-	-	-	-	-	-
Town of Elba	Did not return survey											
Village of Elba	Did not return survey											
Town of Leroy	-	-	-	3	12,624	\$119,000	-	-	-	-	-	-
Village of Leroy	-	-	-	-	-	-	-	-	-	-	-	-
Town of Oakfield	-	-	-	-	-	-	-	-	-	-	-	-
Village of Oakfield	-	-	-	-	-	-	-	-	-	-	-	-
Town of Pavilion	-	-	-	-	-	-	-	-	-	-	-	-
Town of Pembroke	-	-	-	1	16,053	\$434,964	-	-	-	-	-	-
Town of Stafford	Did not return survey											

DNA = Data not available.

Source: Municipal representatives, 2002.

2001 Rural County Land Use Monitoring Report

Number, Square Footage, and Value of Permits Issued for New Commercial Buildings (2001)

Livingston County

Municipality	Offices/B anks	Total Square Feet	Total Value	Retail/ Service	Total Square Feet	Total Value	Service Stations	Total Square Feet	Total Value	Hotels/M otels	Total Square Feet	Total Value
Town of Avon	1	672	\$11,000	-	-	-	-	-	-	-	-	-
Village of Avon	-	-	-	-	-	-	-	-	-	-	-	-
Town of Caledonia	-	-	-	-	-	-	-	-	-	-	-	-
Village of Caledonia	-	-	-	-	-	-	-	-	-	-	-	-
Town of Conesus	-	-	-	-	-	-	-	-	-	-	-	-
Village of Dansville	-	-	-	1	57,000	\$3,627,000	-	-	-	1	DNA	\$450,000
Town of Geneseo	-	-	-	1	DNA	\$520,000	-	-	-	-	-	-
Village of Geneseo	-	-	-	-	-	-	-	-	-	-	-	-
Town of Groveland	-	-	-	-	-	-	-	-	-	-	-	-
Town of Leicester	-	-	-	-	-	-	-	-	-	-	-	-
Village of Leicester	-	-	-	-	-	-	-	-	-	-	-	-
Town of Lima	-	-	-	-	-	-	-	-	-	-	-	-
Village of Lima	-	-	-	-	-	-	-	-	-	-	-	-
Town of Livonia	-	-	-	-	-	-	-	-	-	-	-	-
Village of Livonia	-	-	-	-	-	-	-	-	-	-	-	-
Town of Mount Morris	Did not return survey											
Village of Mount Morris	-	-	-	-	-	-	-	-	-	-	-	-
Town of North Dansville	-	-	-	1	DNA	\$45,000	-	-	-	-	-	-
Town of Nunda	-	-	-	-	-	-	-	-	-	-	-	-
Village of Nunda	-	-	-	-	-	-	-	-	-	-	-	-
Town of Ossian	-	-	-	-	-	-	-	-	-	-	-	-
Town of Portage	-	-	-	-	-	-	-	-	-	-	-	-
Town of Sparta	Did not return survey											
Town of Springwater	-	-	-	2	6,480	\$307,530	-	-	-	-	-	-
Town of West Sparta	Did not return survey											
Town of York	-	-	-	-	-	-	-	-	-	-	-	-

DNA= Data not available.

Source: Municipal representatives, 2002.

Number, Square Footage, and Value of Permits Issued for New Commercial Buildings (2001)

Monroe County

<i>Municipality</i>	<i>Offices/B anks</i>	<i>Total Square Feet</i>	<i>Total Value</i>	<i>Retail/ Service</i>	<i>Total Square Feet</i>	<i>Total Value</i>	<i>Service Stations</i>	<i>Total Square Feet</i>	<i>Total Value</i>	<i>Hotels/M otels</i>	<i>Total Square Feet</i>	<i>Total Value</i>
Town of Brighton	3	195,543	\$5,870,000	1	5,226	\$450,000	-	-	-	-	-	-
Village of Brockport	-	-	-	-	-	-	-	-	-	-	-	-
Town of Chili	-	-	-	-	-	-	-	-	-	-	-	-
Village of Churchville	-	-	-	-	-	-	-	-	-	-	-	-
Town of Clarkson	-	-	-	-	-	-	-	-	-	-	-	-
Village of East Rochester	-	-	-	-	-	-	-	-	-	-	-	-
Village of Fairport	-	-	-	-	-	-	-	-	-	-	-	-
Town of Gates	-	-	-	-	-	-	-	-	-	-	-	-
Town of Greece	-	-	-	-	-	-	-	-	-	-	-	-
Town of Hamlin	-	-	-	-	-	-	-	-	-	-	-	-
Town of Henrietta	-	-	-	105	DNA	\$20,848,430	-	-	-	-	-	-
Village of Hilton	-	-	-	-	-	-	-	-	-	-	-	-
Village of Honeoye Falls	-	-	-	-	-	-	-	-	-	-	-	-
Town of Irondequoit	-	-	-	3	25,666	DNA	-	-	-	1	37,000	DNA
Town of Mendon	-	-	-	-	-	-	-	-	-	-	-	-
Town of Ogden	-	-	-	-	-	-	-	-	-	-	-	-
Town of Parma	-	-	-	-	-	-	-	-	-	-	-	-
Town of Penfield	1	20,933	\$1,000,000	2	45,916	\$900,000	-	-	-	-	-	-
Town of Perinton	4	160,400	\$6,424,000	-	-	-	-	-	-	-	-	-
Town of Pittsford	-	-	-	1	3,675	\$500,000	-	-	-	-	-	-
Village of Pittsford	-	-	-	-	-	-	-	-	-	-	-	-
Town of Riga	-	-	-	-	-	-	-	-	-	-	-	-
City of Rochester	-	-	-	2	DNA	\$400,500	-	-	-	-	-	-
Town of Rush	-	-	-	-	-	-	-	-	-	-	-	-
Village of Scottsville	-	-	-	-	-	-	-	-	-	-	-	-
Village of Spencerport	-	-	-	-	-	-	-	-	-	-	-	-
Town of Sweden	-	-	-	-	-	-	-	-	-	-	-	-
Town of Webster	2	200,000	DNA	-	-	-	-	-	-	-	-	-
Village of Webster	-	-	-	-	-	-	-	-	-	-	-	-
Town of Wheatland	-	-	-	1	2,500	\$35,000	-	-	-	-	-	-

DNA= Data not available.

Source: Municipal representatives, 2002.

2001 Rural County Land Use Monitoring Report

Number, Square Footage, and Value of Permits Issued for New Commercial Buildings (2001)

Ontario County

Municipality	Offices/Banks	Total Square Feet	Total Value	Retail/Service	Total Square Feet	Total Value	Service Stations	Total Square Feet	Total Value	Hotels/Motels	Total Square Feet	Total Value
Village of Bloomfield	-	-	-	-	-	-	-	-	-	-	-	-
Town of Bristol	-	-	-	-	-	-	1	2,880	\$200,000	-	-	-
Town of Canadice	-	-	-	-	-	-	-	-	-	-	-	-
City of Canandaigua	-	-	-	-	-	-	-	-	-	-	-	-
Town of Canandaigua	-	-	-	-	-	-	-	-	-	-	-	-
Village of Clifton Springs	1	DNA	\$195,000	1	DNA	\$4,000	-	-	-	-	-	-
Town of East Bloomfield	-	-	-	3	22,250	\$122,000	-	-	-	-	-	-
Town of Farmington	-	-	-	-	-	-	-	-	-	-	-	-
City of Geneva	-	-	-	3	DNA	DNA	-	-	-	-	-	-
Town of Geneva	-	-	-	1	9,000	\$200,000	-	-	-	-	-	-
Town of Gorham	-	-	-	-	-	-	-	-	-	-	-	-
Town of Hopewell	-	-	-	-	-	-	-	-	-	-	-	-
Town of Manchester	1	DNA	\$160,000	1	DNA	\$10,000	-	-	-	-	-	-
Village of Manchester	1	DNA	\$5,000	-	-	-	-	-	-	-	-	-
Town of Naples	-	-	-	-	-	-	-	-	-	-	-	-
Village of Naples	Did nor return survey											
Town of Phelps	-	-	-	1	1,200	\$5,000	-	-	-	-	-	-
Village of Phelps	-	-	-	-	-	-	-	-	-	-	-	-
Town of Richmond	-	-	-	-	-	-	-	-	-	-	-	-
Village of Rushville	Did nor return survey											
Town of Seneca	Did nor return survey											
Village of Shortsville	-	-	-	1	DNA	\$4,000	-	-	-	-	-	-
Town of South Bristol	-	-	-	-	-	-	-	-	-	-	-	-
Town of Victor	-	-	-	4	21,926	DNA	-	-	-	-	-	-
Village of Victor	1	3,700	\$1,000,000	-	-	-	-	-	-	-	-	-
Town of West Bloomfield	-	-	-	-	-	-	-	-	-	-	-	-

DNA = Data not available.

Source: Municipal representatives, 2002.

Number, Square Footage, and Value of Permits Issued for New Commercial Buildings (2001)

Orleans County

<i>Municipality</i>	<i>Offices/B anks</i>	<i>Total Square Feet</i>	<i>Total Value</i>	<i>Retail/ Service</i>	<i>Total Square Feet</i>	<i>Total Value</i>	<i>Service Stations</i>	<i>Total Square Feet</i>	<i>Total Value</i>	<i>Hotels/M otels</i>	<i>Total Square Feet</i>	<i>Total Value</i>
Town of Albion	-	-	-	-	-	-	-	-	-	-	-	-
Village of Albion	-	-	-	1	44,000	\$2,500,000	-	-	-	-	-	-
Town of Barre	-	-	-	-	-	-	-	-	-	-	-	-
Town of Carlton	-	-	-	-	-	-	-	-	-	-	-	-
Town of Clarendon	-	-	-	1	4,200	\$65,000	-	-	-	-	-	-
Town of Gaines	-	-	-	-	-	-	-	-	-	-	-	-
Village of Holley	-	-	-	-	-	-	-	-	-	-	-	-
Town of Kendall	-	-	-	-	-	-	-	-	-	-	-	-
Village of Lyndonville	-	-	-	-	-	-	-	-	-	-	-	-
Village of Medina	1	6,140	\$300,000	1	3,000	\$30,000	-	-	-	-	-	-
Town of Murray	-	-	-	-	-	-	-	-	-	-	-	-
Town of Ridgeway	-	-	-	-	-	-	-	-	-	-	-	-
Town of Shelby	-	-	-	-	-	-	-	-	-	-	-	-
Town of Yates	Did not return survey											

DNA = Data not available.

Source: Municipal representatives, 2002.

Number, Square Footage, and Value of Permits Issued for New Commercial Buildings (2001)

Seneca County

<i>Municipality</i>	<i>Offices/B anks</i>	<i>Total Square Feet</i>	<i>Total Value</i>	<i>Retail/ Service</i>	<i>Total Square Feet</i>	<i>Total Value</i>	<i>Service Stations</i>	<i>Total Square Feet</i>	<i>Total Value</i>	<i>Hotels/M otels</i>	<i>Total Square Feet</i>	<i>Total Value</i>
Town of Covert	-	-	-	-	-	-	-	-	-	-	-	-
Town of Fayette	-	-	-	-	-	-	-	-	-	-	-	-
Village of Interlaken	-	-	-	-	-	-	-	-	-	-	-	-
Town of Junius	-	-	-	-	-	-	-	-	-	-	-	-
Town of Lodi	-	-	-	-	-	-	-	-	-	-	-	-
Village of Lodi	-	-	-	-	-	-	-	-	-	-	-	-
Town of Ovid	-	-	-	1	DNA	\$375,000	-	-	-	-	-	-
Village of Ovid	-	-	-	-	-	-	-	-	-	-	-	-
Town of Romulus	-	-	-	1	DNA	\$15,000	-	-	-	-	-	-
Town of Seneca Falls	-	-	-	-	-	-	-	-	-	-	-	-
Village of Seneca Falls	-	-	-	1	DNA	\$16,000	-	-	-	-	-	-
Town of Tyre	-	-	-	1	DNA	\$35,000	-	-	-	-	-	-
Town of Varick	-	-	-	-	-	-	-	-	-	-	-	-
Town of Waterloo	-	-	-	1	DNA	\$245,745	-	-	-	-	-	-
Village of Waterloo	-	-	-	-	-	-	-	-	-	-	-	-
DNA = Data not available	-	-	-	-	-	-	-	-	-	-	-	-

Source: Seneca County Code Enforcement Office, 2002.

2001 Rural County Land Use Monitoring Report

Number, Square Footage, and Value of Permits Issued for New Commercial Buildings (2001)

Wayne County

<i>Municipality</i>	<i>Offices/B anks</i>	<i>Total Square Feet</i>	<i>Total Value</i>	<i>Retail/ Service</i>	<i>Total Square Feet</i>	<i>Total Value</i>	<i>Service Stations</i>	<i>Total Square Feet</i>	<i>Total Value</i>	<i>Hotels/M otels</i>	<i>Total Square Feet</i>	<i>Total Value</i>
Town of Arcadia	-	-	-	2	13,000	\$245,000	-	-	-	-	-	-
Town of Butler	-	-	-	-	-	-	1	2,916	\$60,000	-	-	-
Village of Clyde	1	1,800	\$200,000	-	-	-	-	-	-	-	-	-
Town of Galen	-	-	-	-	-	-	-	-	-	-	-	-
Town of Huron	-	-	-	-	-	-	-	-	-	-	-	-
Town of Lyons	-	-	-	-	-	-	-	-	-	-	-	-
Village of Lyons	-	-	-	-	-	-	-	-	-	-	-	-
Town of Macedon	-	-	-	-	-	-	-	-	-	-	-	-
Village of Macedon	-	-	-	-	-	-	-	-	-	-	-	-
Town of Marion	-	-	-	-	-	-	-	-	-	-	-	-
Village of Newark	-	-	-	-	-	-	-	-	-	-	-	-
Town of Ontario	-	-	-	4	14,800	\$378,000	-	-	-	-	-	-
Town of Palmyra	-	-	-	-	-	-	-	-	-	-	-	-
Village of Palmyra	-	-	-	-	-	-	-	-	-	-	-	-
Village of Red Creek	-	-	-	-	-	-	-	-	-	-	-	-
Town of Rose	-	-	-	-	-	-	-	-	-	-	-	-
Town of Savannah	-	-	-	-	-	-	-	-	-	-	-	-
Town of Sodus	-	-	-	-	-	-	-	-	-	-	-	-
Village of Sodus	-	-	-	-	-	-	-	-	-	-	-	-
Village of Sodus Point	-	-	-	-	-	-	-	-	-	-	-	-
Town of Walworth	-	-	-	-	-	-	-	-	-	-	-	-
Town of Williamson	-	-	-	-	-	-	-	-	-	-	-	-
Town of Wolcott	-	-	-	-	-	-	-	-	-	-	-	-
Village of Wolcott	-	-	-	-	-	-	-	-	-	-	-	-

DNA = Data not available.

Source: Municipal representatives, 2002.

Number, Square Footage, and Value of Permits Issued for New Commercial Buildings (2001)

Wyoming County

<i>Municipality</i>	<i>Offices/B anks</i>	<i>Total Square Feet</i>	<i>Total Value</i>	<i>Retail/ Service</i>	<i>Total Square Feet</i>	<i>Total Value</i>	<i>Service Stations</i>	<i>Total Square Feet</i>	<i>Total Value</i>	<i>Hotels/M otels</i>	<i>Total Square Feet</i>	<i>Total Value</i>
Town of Arcade	-	-	-	-	-	-	-	-	-	-	-	-
Village of Arcade	-	-	-	-	-	-	-	-	-	-	-	-
Town of Attica	-	-	-	-	-	-	-	-	-	-	-	-
Village of Attica	-	-	-	1	DNA	\$30,000	-	-	-	-	-	-
Town of Bennington	-	-	-	-	-	-	-	-	-	-	-	-
Town of Castile	-	-	-	-	-	-	-	-	-	-	-	-
Village of Castile	-	-	-	-	-	-	-	-	-	-	-	-
Town of Covington	-	-	-	-	-	-	-	-	-	-	-	-
Town of Eagle	-	-	-	-	-	-	-	-	-	-	-	-
Town of Gainesville	-	-	-	-	-	-	-	-	-	-	-	-
Village of Gainesville	-	-	-	-	-	-	-	-	-	-	-	-
Town of Genesee Falls	-	-	-	-	-	-	-	-	-	-	-	-
Town of Java	-	-	-	-	-	-	-	-	-	-	-	-
Town of Middlebury	-	-	-	-	-	-	-	-	-	-	-	-
Town of Orangeville	-	-	-	-	-	-	-	-	-	-	-	-
Town of Perry	-	-	-	-	-	-	-	-	-	-	-	-
Village of Perry	1	DNA	\$500,000	1	DNA	\$209,000	-	-	-	-	-	-
Town of Pike	-	-	-	-	-	-	-	-	-	-	-	-
Village of Pike	-	-	-	-	-	-	-	-	-	-	-	-
Town of Sheldon	-	-	-	-	-	-	-	-	-	-	-	-
Village of Silver Springs	-	-	-	-	-	-	-	-	-	-	-	-
Town of Warsaw	-	-	-	-	-	-	-	-	-	-	-	-
Village of Warsaw	-	-	-	-	-	-	-	-	-	-	-	-
Town of Wethersfield	-	-	-	-	-	-	-	-	-	-	-	-
Village of Wyoming	-	-	-	-	-	-	-	-	-	-	-	-

DNA = Data not available.

Source: Wyoming County Building Department, 2002.

Number, Square Footage, and Value of Permits Issued for New Commercial Buildings (2001)

Yates County

<i>Municipality</i>	<i>Offices/B anks</i>	<i>Total Square Feet</i>	<i>Total Value</i>	<i>Retail/ Service</i>	<i>Total Square Feet</i>	<i>Total Value</i>	<i>Service Stations</i>	<i>Total Square Feet</i>	<i>Total Value</i>	<i>Hotels/M otels</i>	<i>Total Square Feet</i>	<i>Total Value</i>
Town of Barrington	-	-	-	-	-	-	-	-	-	-	-	-
Town of Benton	-	-	-	-	-	-	-	-	-	-	-	-
Village of Dresden	-	-	-	-	-	-	-	-	-	-	-	-
Village of Dundee	-	-	-	1	1,200	\$28,000	-	-	-	-	-	-
Town of Italy	Did not return survey											
Town of Jerusalem	-	-	-	-	-	-	-	-	-	-	-	-
Town of Middlesex	-	-	-	-	-	-	-	-	-	-	-	-
Town of Milo	-	-	-	-	-	-	-	-	-	-	-	-
Village of Penn Yan	2	DNA	DNA	-	-	-	-	-	-	-	-	-
Town of Potter	-	-	-	-	-	-	-	-	-	-	-	-
Town of Starkey	-	-	-	-	-	-	-	-	-	-	-	-
Town of Torrey	-	-	-	-	-	-	-	-	-	1	10,480	\$490,000

Source: Municipal representatives, 2002.

Appendix D

Number, Square Footage, and Value of Permits Issued for New Community Service Buildings (2001)

Number, Square Footage, and Value of Permits Issued for New Community Service Buildings (2001)

Genesee County

Municipality	Hospitals/ Health Facilities	Total Square Feet	Total Value	Schools/ Churches	Total Square Feet	Total Value	Public Works/ Safety	Total Square Feet	Total Value	Utilities	Total Square Feet	Total Value
Town of Alabama	-	-	-	-	-	-	-	-	-	-	-	-
Town of Alexander	-	-	-	-	-	-	-	-	-	-	-	-
Village of Alexander	-	-	-	-	-	-	-	-	-	-	-	-
City of Batavia	Did not return survey											
Town of Batavia	Did not return survey											
Town of Bergen	-	-	-	-	-	-	-	-	-	-	-	-
Village of Bergen	-	-	-	-	-	-	-	-	-	-	-	-
Town of Bethany	Did not return survey											
Town of Byron	-	-	-	-	-	-	-	-	-	-	-	-
Village of Corfu	-	-	-	-	-	-	-	-	-	-	-	-
Town of Darien	-	-	-	-	-	-	-	-	-	-	-	-
Town of Elba	Did not return survey											
Village of Elba	Did not return survey											
Town of Leroy	-	-	-	-	-	-	-	-	-	-	-	-
Village of Leroy	-	-	-	-	-	-	-	-	-	-	-	-
Town of Oakfield	-	-	-	-	-	-	-	-	-	-	-	-
Village of Oakfield	-	-	-	-	-	-	-	-	-	-	-	-
Town of Pavilion	-	-	-	-	-	-	-	-	-	-	-	-
Town of Pembroke	-	-	-	-	-	-	-	-	-	-	-	-
Town of Stafford	Did not return survey											

Source: Municipal representatives, 2002.

Number, Square Footage, and Value of Permits Issued for New Community Service Buildings (2001)

Livingston County

Municipality	Hospitals/ Health Facilities	Total Square Feet	Total Value	Schools/ Churches	Total Square Feet	Total Value	Public Works/ Safety	Total Square Feet	Total Value	Utilities	Total Square Feet	Total Value
Town of Avon	-	-	-	-	-	-	-	-	-	-	-	-
Village of Avon	-	-	-	-	-	-	-	-	-	-	-	-
Town of Caledonia	-	-	-	-	-	-	-	-	-	-	-	-
Village of Caledonia	-	-	-	-	-	-	-	-	-	-	-	-
Town of Conesus	-	-	-	-	-	-	-	-	-	-	-	-
Village of Dansville	-	-	-	-	-	-	-	-	-	-	-	-
Town of Geneseo	-	-	-	-	-	-	-	-	-	-	-	-
Village of Geneseo	-	-	-	-	-	-	-	-	-	-	-	-
Town of Groveland	-	-	-	-	-	-	-	-	-	-	-	-
Town of Leicester	-	-	-	-	-	-	-	-	-	-	-	-
Village of Leicester	-	-	-	-	-	-	-	-	-	-	-	-
Town of Lima	-	-	-	-	-	-	-	-	-	-	-	-
Village of Lima	-	-	-	1	10,603	\$833,000	-	-	-	-	-	-
Town of Livonia	-	-	-	-	-	-	-	-	-	-	-	-
Village of Livonia	-	-	-	-	-	-	-	-	-	-	-	-
Town of Mount Morris	Did not return survey											
Village of Mount Morris	-	-	-	-	-	-	-	-	-	-	-	-
Town of North Dansville	-	-	-	-	-	-	-	-	-	-	-	-
Town of Nunda	-	-	-	-	-	-	-	-	-	-	-	-
Village of Nunda	-	-	-	-	-	-	-	-	-	-	-	-
Town of Ossian	-	-	-	-	-	-	-	-	-	-	-	-
Town of Portage	-	-	-	-	-	-	-	-	-	-	-	-
Town of Sparta	Did not return survey											
Town of Springwater	-	-	-	-	-	-	-	-	-	-	-	-
Town of West Sparta	Did not return survey											
Town of York	-	-	-	-	-	-	-	-	-	-	-	-

DNA= Data not available.

Source: Municipal representatives, 2002.

Number, Square Footage, and Value of Permits Issued for New Community Service Buildings (2001)

Monroe County

Municipality	Hospitals/ Health Facilities	Total Square Feet	Total Value	Schools/ Churches	Total Square Feet	Total Value	Public Works/ Safety	Total Square Feet	Total Value	Utilities	Total Square Feet	Total Value
Town of Brighton	-	-	-	-	-	-	-	-	-	-	-	-
Village of Brockport	-	-	-	-	-	-	-	-	-	-	-	-
Town of Chili	-	-	-	-	-	-	-	-	-	-	-	-
Village of Churchville	-	-	-	-	-	-	-	-	-	-	-	-
Town of Clarkson	-	-	-	-	-	-	-	-	-	-	-	-
Village of East Rochester	-	-	-	-	-	-	-	-	-	-	-	-
Village of Fairport	-	-	-	-	-	-	-	-	-	-	-	-
Town of Gates	-	-	-	-	-	-	-	-	-	-	-	-
Town of Greece	-	-	-	-	-	-	-	-	-	-	-	-
Town of Hamlin	-	-	-	-	-	-	-	-	-	-	-	-
Town of Henrietta	-	-	-	-	-	-	-	-	-	-	-	-
Village of Hilton	-	-	-	-	-	-	-	-	-	-	-	-
Village of Honeoye Falls	-	-	-	-	-	-	-	-	-	-	-	-
Town of Irondequoit	-	-	-	-	-	-	-	-	-	-	-	-
Town of Mendon	-	-	-	-	-	-	-	-	-	-	-	-
Town of Ogden	-	-	-	-	-	-	-	-	-	-	-	-
Town of Parma	-	-	-	-	-	-	-	-	-	-	-	-
Town of Penfield	-	-	-	-	-	-	-	-	-	-	-	-
Town of Perinton	-	-	-	-	-	-	-	-	-	-	-	-
Town of Pittsford	-	-	-	1	62,200	\$8,000,000	-	-	-	-	-	-
Village of Pittsford	-	-	-	-	-	-	-	-	-	-	-	-
Town of Riga	-	-	-	-	-	-	-	-	-	-	-	-
City of Rochester	1	DNA	\$3,100,000	-	-	-	-	-	-	-	-	-
Town of Rush	-	-	-	-	-	-	-	-	-	-	-	-
Village of Scottsville	-	-	-	-	-	-	-	-	-	-	-	-
Village of Spencerport	-	-	-	-	-	-	-	-	-	-	-	-
Town of Sweden	-	-	-	-	-	-	-	-	-	-	-	-
Town of Webster	-	-	-	-	-	-	-	-	-	-	-	-
Village of Webster	-	-	-	-	-	-	-	-	-	-	-	-
Town of Wheatland	-	-	-	-	-	-	-	-	-	-	-	-

DNA= Data not available.

Source: Municipal representatives, 2002.

Number, Square Footage, and Value of Permits Issued for New Community Service Buildings (2001)

Ontario County

Municipality	Hospitals/ Health Facilities	Total Square Feet	Total Value	Schools/ Churches	Total Square Feet	Total Value	Public Works/ Safety	Total Square Feet	Total Value	Utilities	Total Square Feet	Total Value
Village of Bloomfield	-	-	-	-	-	-	-	-	-	-	-	-
Town of Bristol	-	-	-	-	-	-	-	-	-	-	-	-
Town of Canadice	-	-	-	-	-	-	-	-	-	-	-	-
City of Canandaigua	-	-	-	-	-	-	-	-	-	-	-	-
Town of Canandaigua	-	-	-	-	-	-	-	-	-	-	-	-
Village of Clifton Springs	-	-	-	-	-	-	-	-	-	-	-	-
Town of East Bloomfield	-	-	-	-	-	-	-	-	-	-	-	-
Town of Farmington	-	-	-	-	-	-	-	-	-	-	-	-
City of Geneva	-	-	-	-	-	-	-	-	-	-	-	-
Town of Geneva	-	-	-	-	-	-	-	-	-	-	-	-
Town of Gorham	-	-	-	-	-	-	-	-	-	-	-	-
Town of Hopewell	-	-	-	-	-	-	-	-	-	-	-	-
Town of Manchester	-	-	-	-	-	-	-	-	-	-	-	-
Village of Manchester	-	-	-	-	-	-	-	-	-	-	-	-
Town of Naples	-	-	-	-	-	-	-	-	-	-	-	-
Village of Naples	Did not return survey											
Town of Phelps	-	-	-	-	-	-	-	-	-	-	-	-
Village of Phelps	-	-	-	-	-	-	-	-	-	-	-	-
Town of Richmond	-	-	-	-	-	-	-	-	-	-	-	-
Village of Rushville	Did not return survey											
Town of Seneca	Did not return survey											
Village of Shortsville	-	-	-	-	-	-	-	-	-	-	-	-
Town of South Bristol	-	-	-	-	-	-	-	-	-	-	-	-
Town of Victor	-	-	-	-	-	-	-	-	-	-	-	-
Village of Victor	-	-	-	-	-	-	-	-	-	-	-	-
Town of West Bloomfield	-	-	-	-	-	-	-	-	-	-	-	-

Source: Municipal representatives, 2002.

Number, Square Footage, and Value of Permits Issued for New Community Service Buildings (2001)

Orleans County

<i>Municipality</i>	<i>Hospitals/ Health Facilities</i>	<i>Total Square Feet</i>	<i>Total Value</i>	<i>Schools/ Churches</i>	<i>Total Square Feet</i>	<i>Total Value</i>	<i>Public Works/ Safety</i>	<i>Total Square Feet</i>	<i>Total Value</i>	<i>Utilities</i>	<i>Total Square Feet</i>	<i>Total Value</i>
Town of Albion	-	-	-	-	-	-	-	-	-	-	-	-
Village of Albion	-	-	-	-	-	-	-	-	-	-	-	-
Town of Barre	-	-	-	-	-	-	-	-	-	-	-	-
Town of Carlton	-	-	-	-	-	-	-	-	-	-	-	-
Town of Clarendon	-	-	-	-	-	-	-	-	-	-	-	-
Town of Gaines	-	-	-	-	-	-	-	-	-	-	-	-
Village of Holley	-	-	-	-	-	-	-	-	-	-	-	-
Town of Kendall	-	-	-	-	-	-	-	-	-	-	-	-
Village of Lyndonville	-	-	-	-	-	-	-	-	-	-	-	-
Village of Medina	-	-	-	1	DNA	DNA	-	-	-	-	-	-
Town of Murray	-	-	-	-	-	-	-	-	-	-	-	-
Town of Ridgeway	-	-	-	-	-	-	-	-	-	-	-	-
Town of Shelby	-	-	-	-	-	-	-	-	-	-	-	-
Town of Yates	Did not return survey											

DNA= Data not available.

Source: Municipal representatives, 2002.

Number, Square Footage, and Value of Permits Issued for New Community Service Buildings (2001)

Seneca County

<i>Municipality</i>	<i>Hospitals/ Health Facilities</i>	<i>Total Square Feet</i>	<i>Total Value</i>	<i>Schools/ Churches</i>	<i>Total Square Feet</i>	<i>Total Value</i>	<i>Public Works/ Safety</i>	<i>Total Square Feet</i>	<i>Total Value</i>	<i>Utilities</i>	<i>Total Square Feet</i>	<i>Total Value</i>
Town of Covert	-	-	-	-	-	-	-	-	-	-	-	-
Town of Fayette	-	-	-	-	-	-	-	-	-	-	-	-
Village of Interlaken	-	-	-	-	-	-	-	-	-	-	-	-
Town of Junius	-	-	-	-	-	-	-	-	-	-	-	-
Town of Lodi	-	-	-	-	-	-	-	-	-	-	-	-
Village of Lodi	-	-	-	-	-	-	-	-	-	-	-	-
Town of Ovid	-	-	-	-	-	-	-	-	-	-	-	-
Village of Ovid	-	-	-	-	-	-	-	-	-	-	-	-
Town of Romulus	-	-	-	-	-	-	-	-	-	-	-	-
Town of Seneca Falls	-	-	-	-	-	-	-	-	-	-	-	-
Village of Seneca Falls	-	-	-	-	-	-	-	-	-	-	-	-
Town of Tyre	-	-	-	-	-	-	-	-	-	-	-	-
Town of Varick	-	-	-	-	-	-	-	-	-	-	-	-
Town of Waterloo	-	-	-	1	DNA	\$53,000	-	-	-	-	-	-
Village of Waterloo	-	-	-	-	-	-	-	-	-	-	-	-

Source: Seneca County Code Enforcement Office, 2002.

Number, Square Footage, and Value of Permits Issued for New Community Service Buildings (2001)

Wayne County

<i>Municipality</i>	<i>Hospitals/ Health Facilities</i>	<i>Total Square Feet</i>	<i>Total Value</i>	<i>Schools/ Churches</i>	<i>Total Square Feet</i>	<i>Total Value</i>	<i>Public Works/ Safety</i>	<i>Total Square Feet</i>	<i>Total Value</i>	<i>Utilities</i>	<i>Total Square Feet</i>	<i>Total Value</i>
Town of Arcadia	-	-	-	-	-	-	-	-	-	-	-	-
Town of Butler	-	-	-	-	-	-	-	-	-	-	-	-
Village of Clyde	-	-	-	-	-	-	-	-	-	-	-	-
Town of Galen	-	-	-	-	-	-	-	-	-	-	-	-
Town of Huron	-	-	-	-	-	-	-	-	-	-	-	-
Town of Lyons	-	-	-	-	-	-	-	-	-	-	-	-
Village of Lyons	-	-	-	-	-	-	-	-	-	-	-	-
Town of Macedon	-	-	-	-	-	-	-	-	-	-	-	-
Village of Macedon	-	-	-	-	-	-	-	-	-	-	-	-
Town of Marion	-	-	-	-	-	-	-	-	-	-	-	-
Village of Newark	-	-	-	-	-	-	-	-	-	-	-	-
Town of Ontario	-	-	-	-	-	-	-	-	-	-	-	-
Town of Palmyra	-	-	-	-	-	-	-	-	-	-	-	-
Village of Palmyra	-	-	-	-	-	-	-	-	-	-	-	-
Village of Red Creek	-	-	-	-	-	-	-	-	-	-	-	-
Town of Rose	-	-	-	-	-	-	-	-	-	-	-	-
Town of Savannah	-	-	-	-	-	-	-	-	-	-	-	-
Town of Sodus	-	-	-	-	-	-	-	-	-	-	-	-
Village of Sodus	-	-	-	-	-	-	-	-	-	-	-	-
Village of Sodus Point	-	-	-	-	-	-	-	-	-	-	-	-
Town of Walworth	-	-	-	-	-	-	-	-	-	-	-	-
Town of Williamson	-	-	-	-	-	-	-	-	-	-	-	-
Town of Wolcott	-	-	-	-	-	-	-	-	-	-	-	-
Village of Wolcott	-	-	-	-	-	-	-	-	-	-	-	-

Source: Municipal representatives, 2002.

Number, Square Footage, and Value of Permits Issued for New Community Service Buildings (2001)

Wyoming County

<i>Municipality</i>	<i>Hospitals/ Health Facilities</i>	<i>Total Square Feet</i>	<i>Total Value</i>	<i>Schools/ Churches</i>	<i>Total Square Feet</i>	<i>Total Value</i>	<i>Public Works/ Safety</i>	<i>Total Square Feet</i>	<i>Total Value</i>	<i>Utilities</i>	<i>Total Square Feet</i>	<i>Total Value</i>
Town of Arcade	-	-	-	-	-	-	-	-	-	-	-	-
Village of Arcade	-	-	-	-	-	-	-	-	-	-	-	-
Town of Attica	-	-	-	-	-	-	-	-	-	-	-	-
Village of Attica	-	-	-	-	-	-	-	-	-	-	-	-
Town of Bennington	-	-	-	-	-	-	-	-	-	-	-	-
Town of Castile	-	-	-	-	-	-	-	-	-	-	-	-
Village of Castile	-	-	-	-	-	-	-	-	-	-	-	-
Town of Covington	-	-	-	-	-	-	-	-	-	-	-	-
Town of Eagle	-	-	-	-	-	-	-	-	-	-	-	-
Town of Gainesville	-	-	-	-	-	-	-	-	-	-	-	-
Village of Gainesville	-	-	-	-	-	-	-	-	-	-	-	-
Town of Genesee Falls	-	-	-	-	-	-	-	-	-	-	-	-
Town of Java	-	-	-	-	-	-	-	-	-	-	-	-
Town of Middlebury	-	-	-	-	-	-	-	-	-	-	-	-
Town of Orangeville	-	-	-	-	-	-	-	-	-	-	-	-
Town of Perry	-	-	-	-	-	-	-	-	-	-	-	-
Village of Perry	-	-	-	-	-	-	-	-	-	-	-	-
Town of Pike	-	-	-	-	-	-	-	-	-	-	-	-
Village of Pike	-	-	-	-	-	-	-	-	-	-	-	-
Town of Sheldon	-	-	-	-	-	-	-	-	-	-	-	-
Village of Silver Springs	-	-	-	-	-	-	-	-	-	-	-	-
Town of Warsaw	-	-	-	-	-	-	-	-	-	-	-	-
Village of Warsaw	-	-	-	-	-	-	-	-	-	-	-	-
Town of Wethersfield	-	-	-	-	-	-	-	-	-	-	-	-
Village of Wyoming	-	-	-	-	-	-	-	-	-	-	-	-

DNA = Data not available.

Source: Wyoming County Building Department, 2002.

Number, Square Footage, and Value of Permits Issued for New Community Service Buildings (2001)

Yates County

<i>Municipality</i>	<i>Hospitals/ Health Facilities</i>	<i>Total Square Feet</i>	<i>Total Value</i>	<i>Schools/ Churches</i>	<i>Total Square Feet</i>	<i>Total Value</i>	<i>Public Works/ Safety</i>	<i>Total Square Feet</i>	<i>Total Value</i>	<i>Utilities</i>	<i>Total Square Feet</i>	<i>Total Value</i>
Town of Barrington	-	-	-	1	1,080	\$12,000	-	-	-	-	-	-
Town of Benton	-	-	-	-	-	-	-	-	-	-	-	-
Village of Dresden	-	-	-	-	-	-	-	-	-	-	-	-
Village of Dundee	-	-	-	-	-	-	-	-	-	-	-	-
Town of Italy	Did not return survey											
Town of Jerusalem	-	-	-	-	-	-	-	-	-	-	-	-
Town of Middlesex	-	-	-	-	-	-	-	-	-	-	-	-
Town of Milo	-	-	-	-	-	-	-	-	-	-	-	-
Village of Penn Yan	-	-	-	-	-	-	-	-	-	-	-	-
Town of Potter	-	-	-	-	-	-	-	-	-	-	-	-
Town of Starkey	-	-	-	-	-	-	-	-	-	-	-	-
Town of Torrey	-	-	-	-	-	-	-	-	-	-	-	-

Source: Municipal representatives, 2002.

Appendix E

Number, Square Footage, and Value of Permits Issued for New Buildings Not Elsewhere Classified (2001)

Number, Square Footage, and Value of Permits Issued for New Buildings Not Elsewhere Classified (2001)

Genesee County

<i>Municipality</i>	<i>Buildings</i>	<i>Description(s)</i>	<i>Total Square Feet</i>	<i>Total Value</i>
Town of Alabama	-	-	-	-
Town of Alexander	-	-	-	-
Village of Alexander	-	-	-	-
City of Batavia	Did not return survey			
Town of Batavia	Did not return survey			
Town of Bergen	-	-	-	-
Village of Bergen	-	-	-	-
Town of Bethany	Did not return survey			
Town of Byron	-	-	-	-
Village of Corfu	-	-	-	-
Town of Darien	-	-	-	-
Town of Elba	Did not return survey			
Village of Elba	Did not return survey			
Town of Leroy	1	feeder rodents farm	3,200	\$30,000
Village of Leroy	1	new town hall	8,000	\$980,000
Town of Oakfield	-	-	-	-
Village of Oakfield	-	-	-	-
Town of Pavilion	-	-	-	-
Town of Pembroke	-	-	-	-
Town of Stafford	Did not return survey			

Source: Municipal representatives, 2002.

Number, Square Footage, and Value of Permits Issued for New Buildings Not Elsewhere Classified (2001)

Livingston County

<i>Municipality</i>	<i>Buildings</i>	<i>Description(s)</i>	<i>Total Square Feet</i>	<i>Total Value</i>
Town of Avon	-	-	-	-
Village of Avon	-	-	-	-
Town of Caledonia	-	-	-	-
Village of Caledonia	-	-	-	-
Town of Conesus	-	-	-	-
Village of Dansville	1	mixed home/ dental office	29,800	\$4,500,000
Town of Geneseo	-	-	-	-
Village of Geneseo	-	-	-	-
Town of Groveland	-	-	-	-
Town of Leicester	-	-	-	-
Village of Leicester	-	-	-	-
Town of Lima	1	golf club house	12,400	\$700,000
Village of Lima	-	-	-	-
Town of Livonia	-	-	-	-
Village of Livonia	-	-	-	-
Town of Mount Morris	Did not return survey			
Village of Mount Morris	-	-	-	-
Town of North Dansville	-	-	-	-
Town of Nunda	-	-	-	-
Village of Nunda	-	-	-	-
Town of Ossian	-	-	-	-
Town of Portage	-	-	-	-
Town of Sparta	Did not return survey			
Town of Springwater	1	Fire Department building	11,500	\$432,800
Town of West Sparta	Did not return survey			
Town of York	4	farm buildings	191,788	\$2,945,884

DNA= Data not available.

Source: Municipal representatives, 2002.

Number, Square Footage, and Value of Permits Issued for New Buildings Not Elsewhere Classified (2001)

Monroe County

<i>Municipality</i>	<i>Buildings</i>	<i>Description(s)</i>	<i>Total Square Feet</i>	<i>Total Value</i>
Town of Brighton	2	nursing home, church	36,473	\$4,380,000
Village of Brockport	-	-	-	-
Town of Chili	-	-	-	-
Village of Churchville	-	-	-	-
Town of Clarkson	-	-	-	-
Village of East Rochester	-	-	-	-
Village of Fairport	-	-	-	-
Town of Gates	-	-	-	-
Town of Greece	-	-	-	-
Town of Hamlin	-	-	-	-
Town of Henrietta	-	-	-	-
Village of Hilton	-	-	-	-
Village of Honeoye Falls	-	-	-	-
Town of Irondequoit	2+	office park	8,000	DNA
Town of Mendon	-	-	-	-
Town of Ogden	-	-	-	-
Town of Parma	-	-	-	-
Town of Penfield	2	DNA	27,050	\$430,000
Town of Perinton	1	recreational	32,000	\$1,200,000
Town of Pittsford	1	cell tower	600	\$191,225
Village of Pittsford	-	-	-	-
Town of Riga	-	-	-	-
City of Rochester	1	church	DNA	\$400,000
Town of Rush	-	-	-	-
Village of Scottsville	-	-	-	-
Village of Spencerport	-	-	-	-
Town of Sweden	-	-	-	-
Town of Webster	-	-	-	-
Village of Webster	-	-	-	-
Town of Wheatland	-	-	-	-

Source: Municipal representatives, 2002.

Number, Square Footage, and Value of Permits Issued for New Buildings Not Elsewhere Classified (2001)

Ontario County

<i>Municipality</i>	<i>Buildings</i>	<i>Description(s)</i>	<i>Total Square Feet</i>	<i>Total Value</i>
Village of Bloomfield	-	-	-	-
Town of Bristol	-	-	-	-
Town of Canadice	-	-	-	-
City of Canandaigua	2	car wash, storage	9,000	\$492,000
Town of Canandaigua	-	-	-	-
Village of Clifton Springs	1	building	DNA	\$34,000
Town of East Bloomfield	-	-	-	-
Town of Farmington	2	cell tower, storage	DNA	\$300,000
City of Geneva	-	-	-	-
Town of Geneva	-	-	-	-
Town of Gorham	-	-	-	-
Town of Hopewell	-	-	-	-
Town of Manchester	2	visitors center, garage	DNA	\$3,512,000
Village of Manchester	2	carwash, sports complex	DNA	\$247,500
Town of Naples	-	-	-	-
Village of Naples	Did not return survey			
Town of Phelps	-	-	-	-
Village of Phelps	1	government building	9,600	\$400,000
Town of Richmond	-	-	-	-
Village of Rushville	Did not return survey			
Town of Seneca	Did not return survey			
Village of Shortsville	2	buildings	DNA	\$229,000
Town of South Bristol	-	-	-	-
Town of Victor	3	social clubs, car wash	18,540	DNA
Village of Victor	-	-	-	-
Town of West Bloomfield	-	-	-	-

Source: Municipal representatives, 2002.

Number, Square Footage, and Value of Permits Issued for New Buildings Not Elsewhere Classified (2001)

Orleans County

<i>Municipality</i>	<i>Buildings</i>	<i>Description(s)</i>	<i>Total Square Feet</i>	<i>Total Value</i>
Town of Albion	-	-	-	-
Village of Albion	-	-	-	-
Town of Barre	-	-	-	-
Town of Carlton	-	-	-	-
Town of Clarendon	-	-	-	-
Town of Gaines	-	-	-	-
Village of Holley	-	-	-	-
Town of Kendall	-	-	-	-
Village of Lyndonville	-	-	-	-
Village of Medina	-	-	-	-
Town of Murray	-	-	-	-
Town of Ridgeway	-	-	-	-
Town of Shelby	-	-	-	-
Town of Yates	Did not return survey			

Source: Municipal representatives, 2002.

Number, Square Footage, and Value of Permits Issued for New Buildings Not Elsewhere Classified (2001)

Seneca County

<i>Municipality</i>	<i>Buildings</i>	<i>Description(s)</i>	<i>Total Square Feet</i>	<i>Total Value</i>
Town of Covert	2	wood frame houses	DNA	\$255,000
Town of Fayette	1	mixed res./ commercial	DNA	\$15,000
Village of Interlaken	-	-	-	-
Town of Junius	1	pavillion	DNA	\$16,500
Town of Lodi	1	communication tower	DNA	\$100,000
Village of Lodi	-	-	-	-
Town of Ovid	-	-	-	-
Village of Ovid	1	pavillion	DNA	\$75,000
Town of Romulus	1	winery	DNA	\$200,000
Town of Seneca Falls	1	commercial building	DNA	\$40,000
Village of Seneca Falls	-	-	-	-
Town of Tyre	1	winery	DNA	DNA
Town of Varick	1	communication tower	DNA	\$100,000
Town of Waterloo	1	fueling facility	DNA	\$100,000
Village of Waterloo	-	-	-	-

Source: Seneca County Code Enforcement Office, 2002.

Number, Square Footage, and Value of Permits Issued for New Buildings Not Elsewhere Classified (2001)

Wayne County

<i>Municipality</i>	<i>Buildings</i>	<i>Description(s)</i>	<i>Total Square Feet</i>	<i>Total Value</i>
Town of Arcadia	-	-	-	-
Town of Butler	5	DNA	4,044	\$44,000
Village of Clyde	-	-	-	-
Town of Galen	-	-	-	-
Town of Huron	-	-	-	-
Town of Lyons	-	-	-	-
Village of Lyons	-	-	-	-
Town of Macedon	1	marina	18,000	\$400,000
Village of Macedon	-	-	-	-
Town of Marion	-	-	-	-
Village of Newark	1	interpretive center	1,144	\$210,000
Town of Ontario	-	-	-	-
Town of Palmyra	-	-	-	-
Village of Palmyra	-	-	-	-
Village of Red Creek	-	-	-	-
Town of Rose	1	community building	5,500	DNA
Town of Savannah	-	-	-	-
Town of Sodus	-	-	-	-
Village of Sodus	-	-	-	-
Village of Sodus Point	-	-	-	-
Town of Walworth	-	-	-	-
Town of Williamson	-	-	-	-
Town of Wolcott	-	-	-	-
Village of Wolcott	-	-	-	-

DNA= Data not available.

Source: Municipal representatives, 2002.

Number, Square Footage, and Value of Permits Issued for New Buildings Not Elsewhere Classified (2001)

Wyoming County

<i>Municipality</i>	<i>Buildings</i>	<i>Description(s)</i>	<i>Total Square Feet</i>	<i>Total Value</i>
Town of Arcade	-	-	-	-
Village of Arcade	-	-	-	-
Town of Attica	-	-	-	-
Village of Attica	-	-	-	-
Town of Bennington	1	shop	DNA	\$18,000
Town of Castile	-	-	-	-
Village of Castile	-	-	-	-
Town of Covington	-	-	-	-
Town of Eagle	2	auto repair shop, cabin	DNA	\$80,000
Town of Gainesville	-	-	-	-
Village of Gainesville	-	-	-	-
Town of Genesee Falls	-	-	-	-
Town of Java	1	bunk house	DNA	\$325,000
Town of Middlebury	-	-	-	-
Town of Orangeville	-	-	-	-
Town of Perry	1	telecomm. facility	DNA	\$200,000
Village of Perry	2	car repair shop, carwash	DNA	\$210,000
Town of Pike	1	recreational pavillion	DNA	\$20,000
Village of Pike	-	-	-	-
Town of Sheldon	1	tower facility	DNA	\$200,000
Village of Silver Springs	-	-	-	-
Town of Warsaw	1	tower facility	DNA	\$150,000
Village of Warsaw	-	-	-	-
Town of Wethersfield	-	-	-	-
Village of Wyoming	-	-	-	-

Source: Wyoming County Building Department, 2002.

Number, Square Footage, and Value of Permits Issued for New Buildings Not Elsewhere Classified (2001)

Yates County

<i>Municipality</i>	<i>Buildings</i>	<i>Description(s)</i>	<i>Total Square Feet</i>	<i>Total Value</i>
Town of Barrington				
Town of Benton	1	maintenance shop	7,200	\$75,000
Village of Dresden	-	-	-	-
Village of Dundee	-	-	-	-
Town of Italy	Did not return survey			
Town of Jerusalem	-	-	-	-
Town of Middlesex	-	-	-	-
Town of Milo	-	-	-	-
Village of Penn Yan	2	court house, car wash	DNA	DNA
Town of Potter	-	-	-	-
Town of Starkey	-	-	-	-
Town of Torrey	1	winery	11,440	\$600,000

DNA= Data not available.

Source: Municipal representatives, 2002.

Appendix F

Transportation Management Area Time Series Analysis Data

TMA Time Series Analysis

Total Number of New Residential Units Permitted in TMA, 1993-2001

Livingston County	1993	1994	1995	1996	1997	1998	1999	2000	2001	Total 1993-2001
Town of Avon	12	19	28	14	16	11	14	20	20	154
Village of Avon	DNA	DNA	DNA	7	39	41	8	10	37	142
Town of Caledonia	11	17	9	9	6	4	9	11	7	83
Village of Caledonia	DNA	DNA	DNA	DNA	DNA	0	1	DNA	0	1
Town of Lima	9	60	48	8	14	12	14	7	4	176
Village of Lima	DNA	DNA	DNA	27	10	11	12	8	6	74
Livingston County Total	32	96	85	65	85	79	58	56	74	630

Monroe County	1993	1994	1995	1996	1997	1998	1999	2000	2001	Total 1994-2001
Town of Brighton	DNA	11	121	25	399	110	12	55	16	749
Village of Brockport	DNA	13	9	0	29	1	2	1	1	56
Town of Chili	DNA	386	78	236	113	105	115	125	142	1,300
Village of Churchville	DNA	1	3	18	13	17	15	8	7	82
Town of Clarkson	DNA	52	31	63	54	48	75	32	43	398
Village of East Rochester	DNA	1	1	0	1	0	0	DNA	2	5
Village of Fairport	DNA	0	0	0	2	2	5	5	3	17
Town of Gates	DNA	108	198	48	163	43	59	37	0	656
Town of Greece	DNA	265	253	430	222	245	293	226	323	2,257
Town of Hamlin	DNA	33	22	17	17	10	10	DNA	29	138
Town of Henrietta	DNA	85	45	69	67	110	388	303	147	1,214
Village of Hilton	DNA	25	50	16	8	5	10	31	47	192
Village of Honeoye Falls	DNA	4	4	8	10	8	15	10	12	71
Town of Irondequoit	DNA	85	DNA	140	DNA	DNA	43	53	25	346
Town of Mendon	DNA	38	36	34	34	48	59	45	52	346
Town of Ogden	DNA	84	78	95	52	65	81	106	71	632
Town of Parma	DNA	34	27	45	40	28	39	57	58	328
Town of Penfield	DNA	123	119	145	164	188	196	169	152	1,256
Town of Perinton	DNA	190	185	154	158	178	476	191	146	1,678
Town of Pittsford	DNA	90	153	86	89	81	93	72	228	892
Town of Riga	DNA	17	17	23	12	8	12	12	6	107
City of Rochester	DNA	61	65	98	54	20	35	75	54	462
Town of Rush	DNA	19	6	11	15	14	16	12	19	112
Village of Scottsville	DNA	1	2	9	4	33	0	0	0	49
Village of Spencerport	DNA	3	9	5	0	5	7	12	0	41
Town of Sweden	DNA	36	13	16	26	18	18	18	22	167
Town of Webster	DNA	257	206	270	204	488	308	342	227	2,302
Village of Webster	DNA	2	1	0	1	0	0	0	11	15
Town of Wheatland	DNA	5	5	4	7	3	3	7	1	35
Monroe County Total	DNA	2,029	1,737	2,065	1,958	1,881	2,385	2,004	1,844	15,903

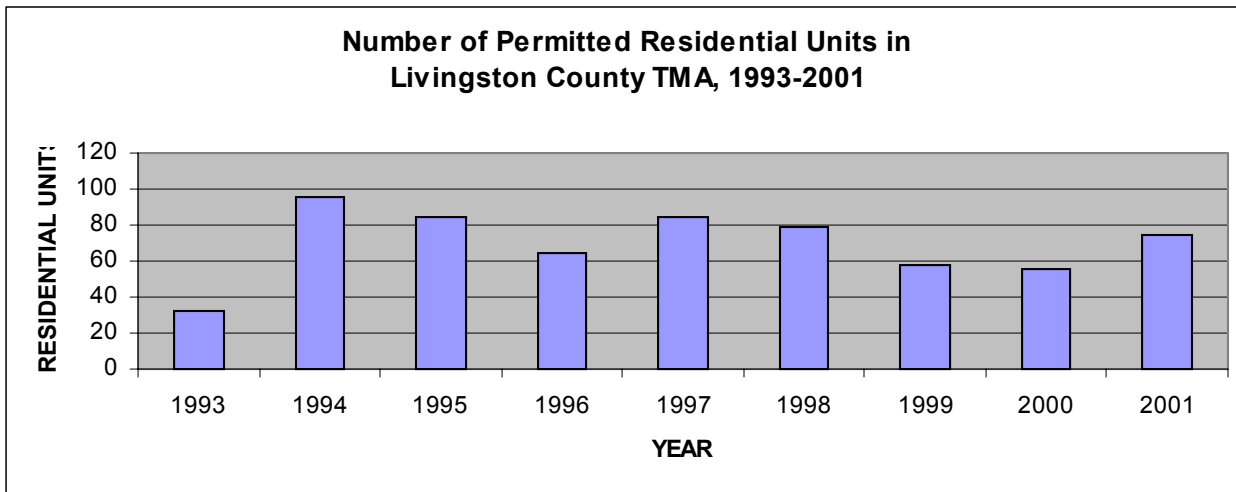
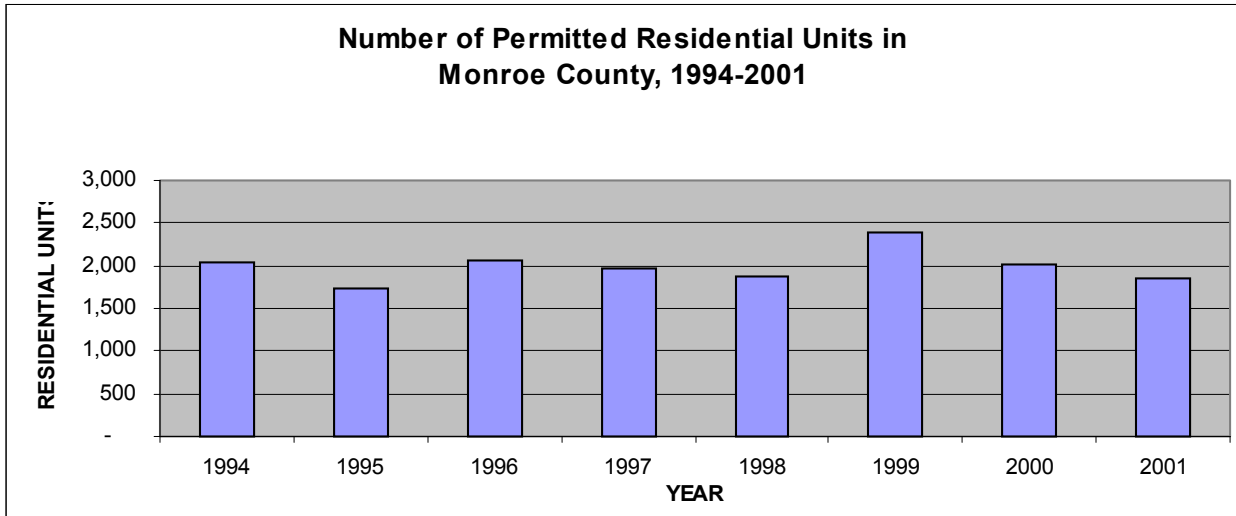
Total Number of New Residential Units Permitted in TMA, 1993-2001

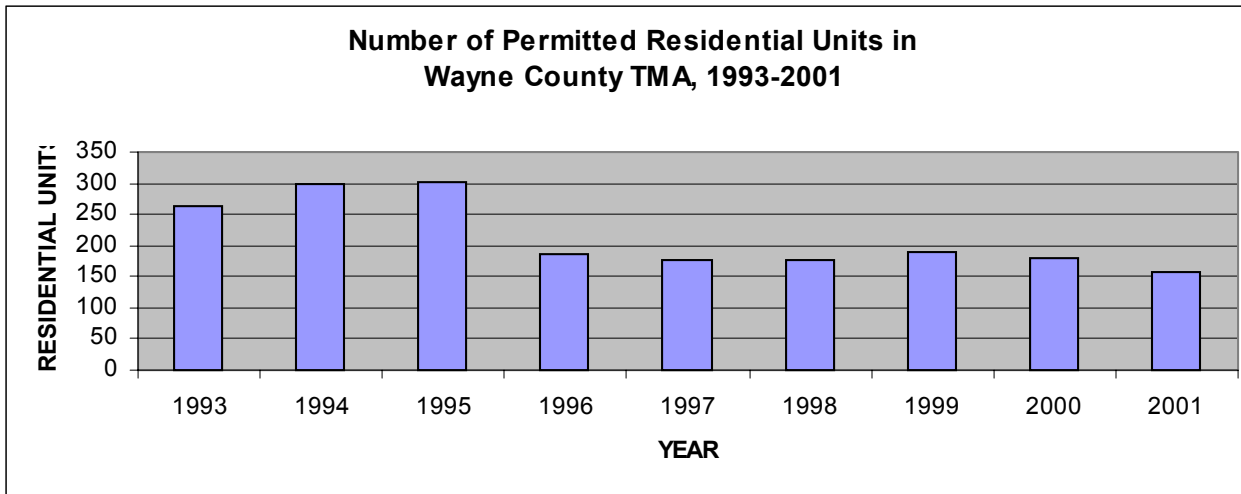
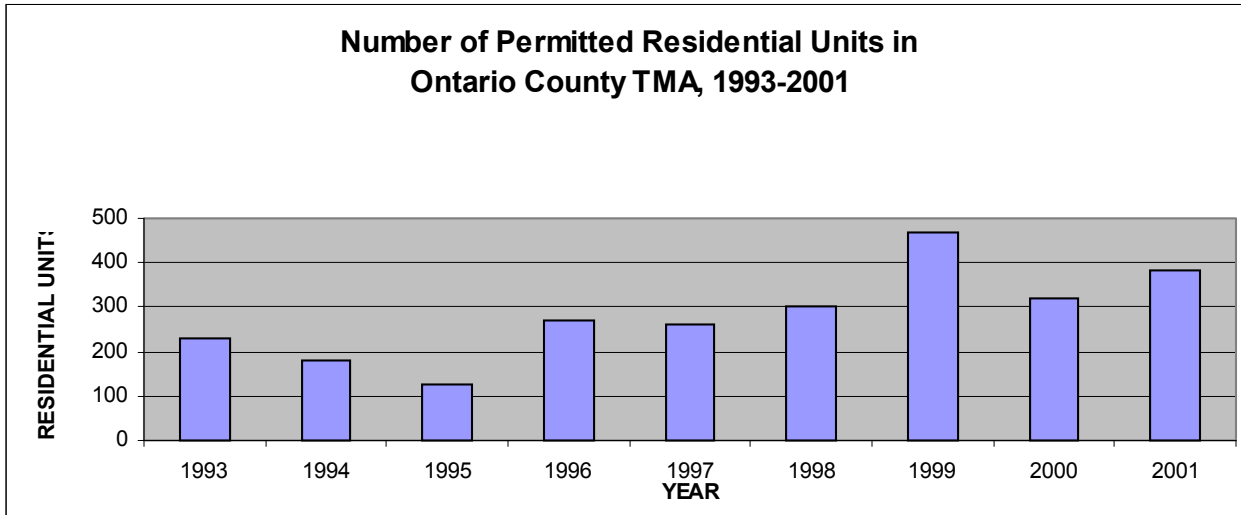
Ontario County	1993	1994	1995	1996	1997	1998	1999	2000	2001	Total 1993-2001
Village of Bloomfield	DNA	DNA	DNA	DNA	DNA	DNA	26	1	3	30
City of Canandaigua	25	18	8	49	15	20	27	32	39	233
Town of Canandaigua	49	39	19	58	124	63	79	62	49	542
Town of East Bloomfield	0	18	7	10	9	12	20	14	18	108
Town of Farmington	32	45	28	30	15	66	62	33	44	355
Town of Victor	111	56	62	102	82	128	210	162	192	1,105
Village of Victor	DNA	DNA	DNA	15	8	14	35	7	18	97
Town of West Bloomfield	14	6	3	8	7	DNA	10	9	20	77
Ontario County Total	231	182	127	272	260	303	469	320	383	2,547

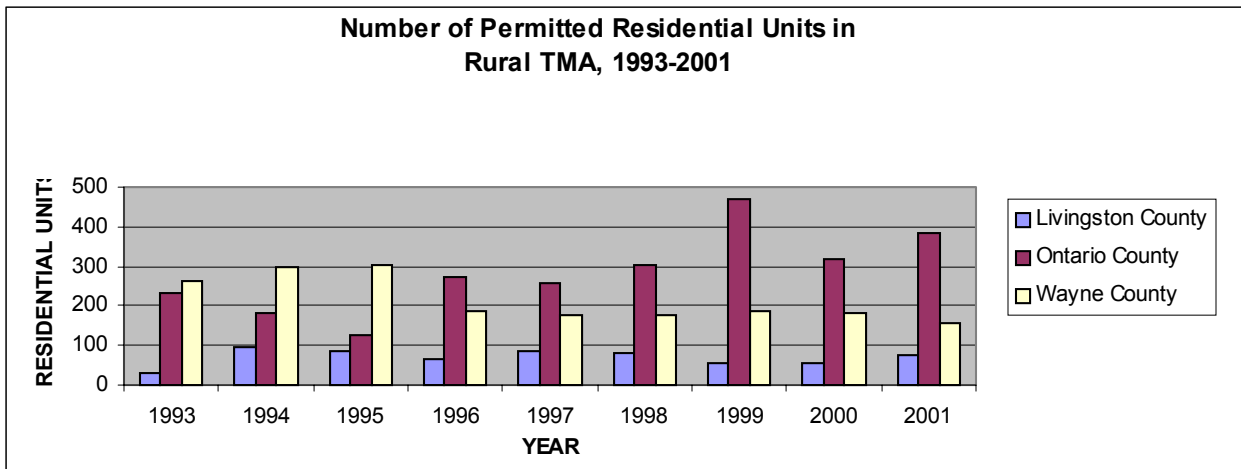
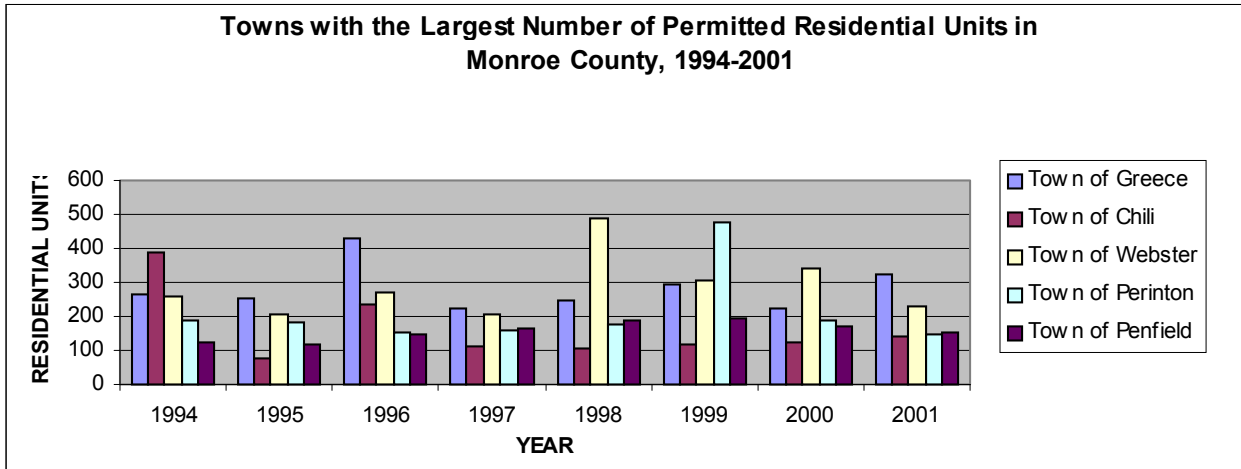
Wayne County	1993	1994	1995	1996	1997	1998	1999	2000	2001	Total 1993-2001
Town of Macedon	79	25	26	40	29	34	36	60	43	372
Village of Macedon	DNA	DNA	DNA	DNA	4	2	0	9	10	25
Town of Ontario	99	173	170	49	60	69	69	71	54	814
Town of Walworth	85	102	107	98	83	71	84	40	49	719
Wayne County Total	263	300	303	187	176	176	189	180	156	1,930
TMA Totals 1993 - 2001	526	2,607	2,252	2,589	2,479	2,439	3,101	2,560	2,457	21,010

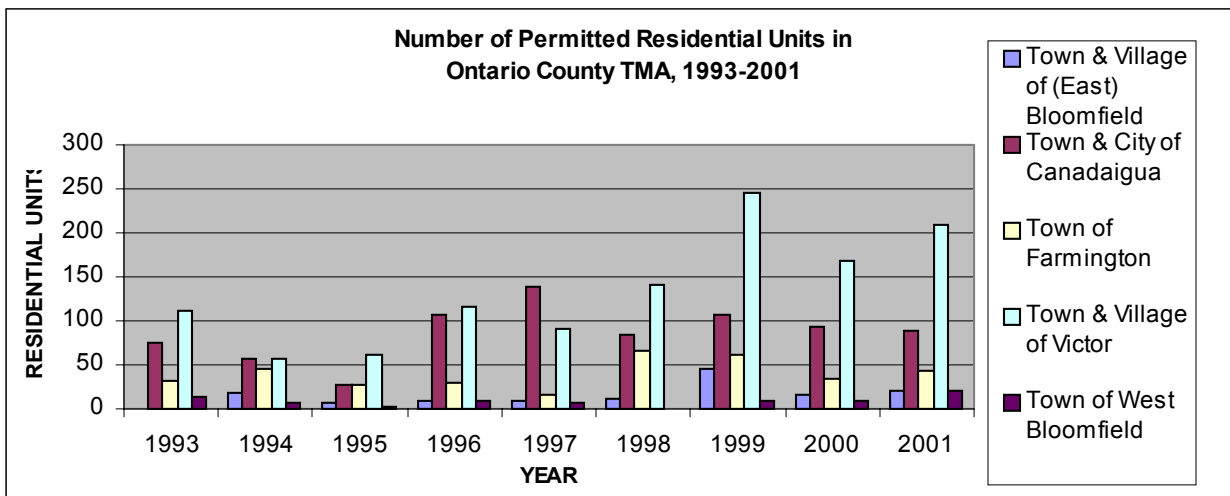
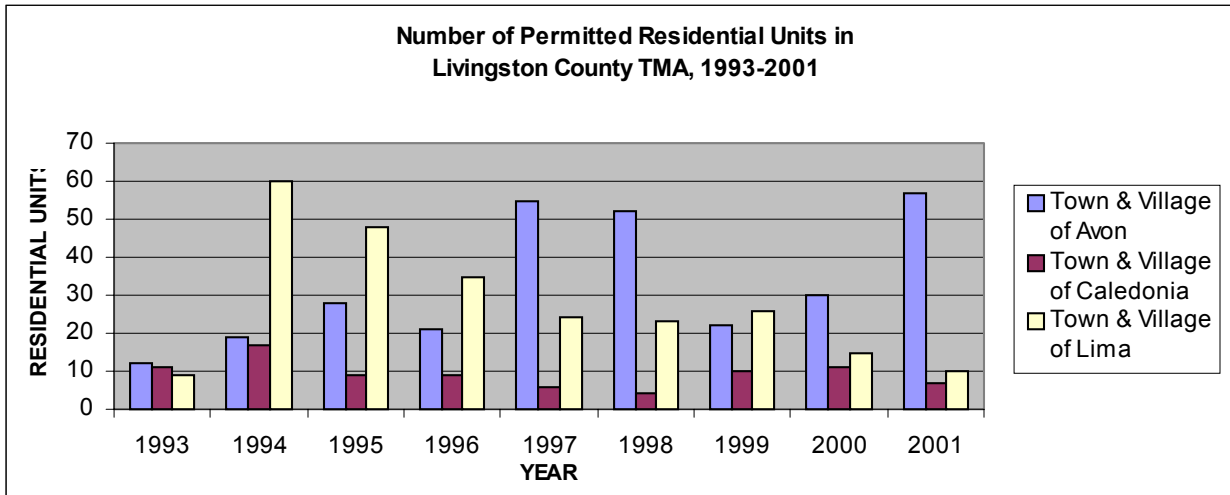
DNA = Data not available

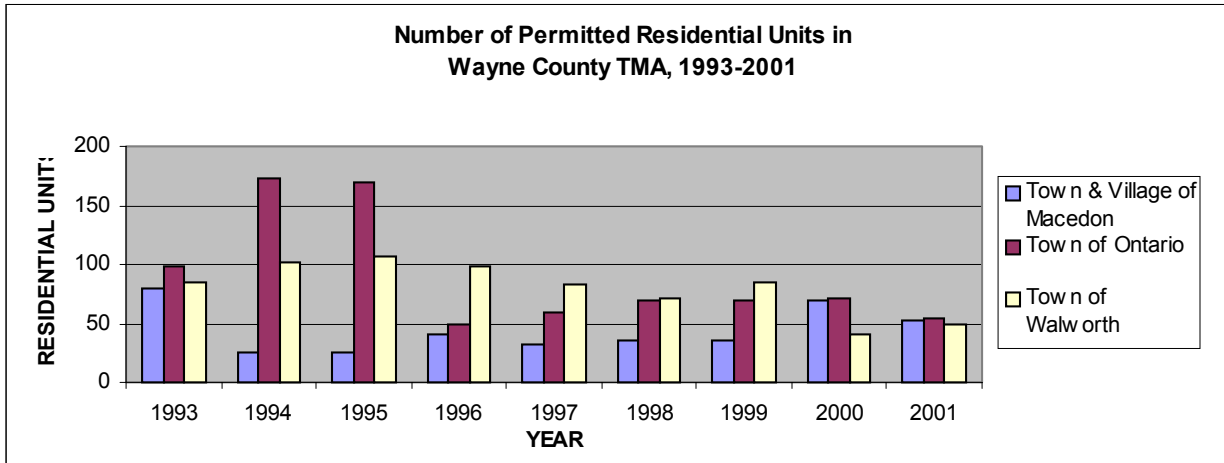
Source: Municipal Representatives, 1993-2002; 1993-2002 & Rochester Home Builders' Association, 1995-2000











Total Number of New Industrial Buildings Permitted in Rural TMA, 1993-2001

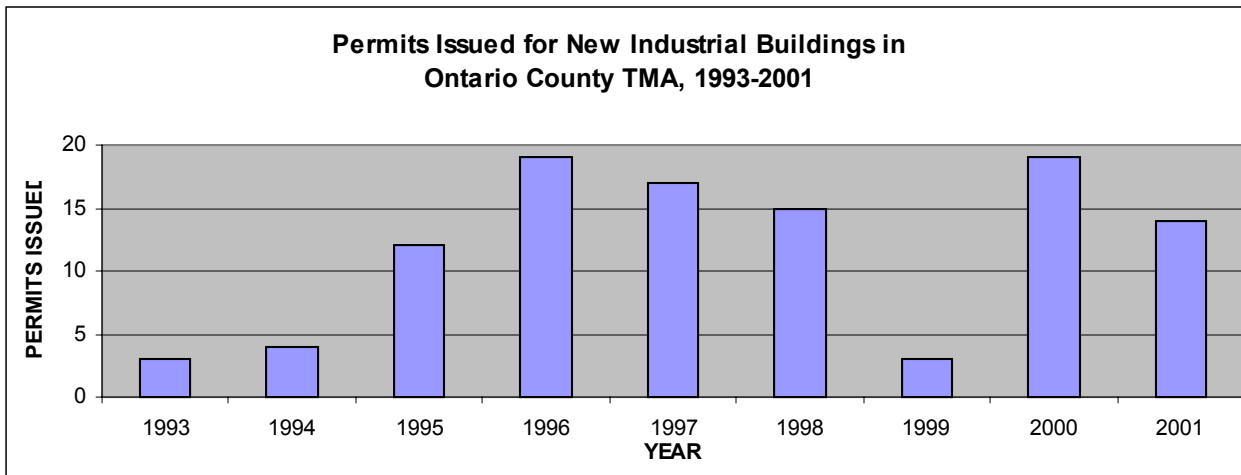
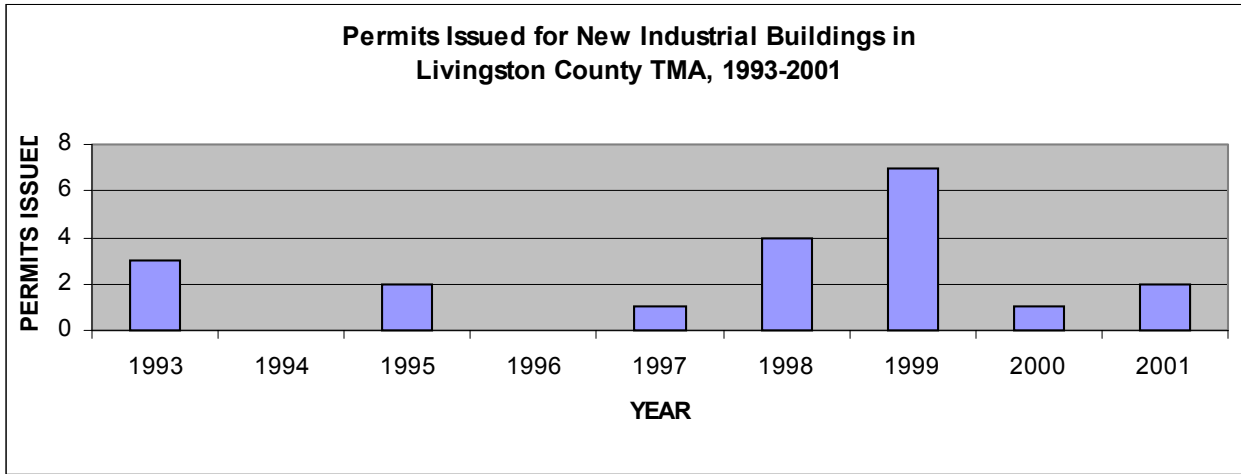
Livingston County	1993	1994	1995	1996	1997	1998	1999	2000	2001	Total 1993-2001
Town of Avon	2	0	2	0	0	1	4	0	0	9
Village of Avon	DNA	DNA	DNA	0	0	1	2	0	1	4
Town of Caledonia	1	0	0	0	0	1	0	1	0	3
Village of Caledonia	DNA	DNA	DNA	DNA	DNA	1	0	0	1	2
Town of Lima	0	0	0	0	1	0	0	0	0	1
Village of Lima	DNA	DNA	DNA	0	0	0	1	0	0	1
Livingston County Total	3	0	2	0	1	4	7	1	2	20

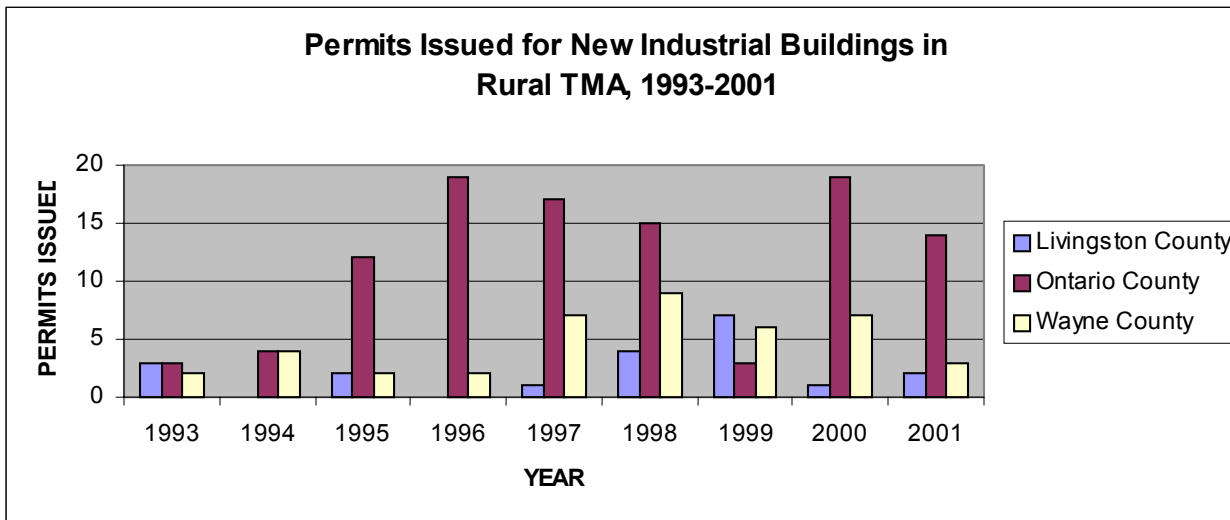
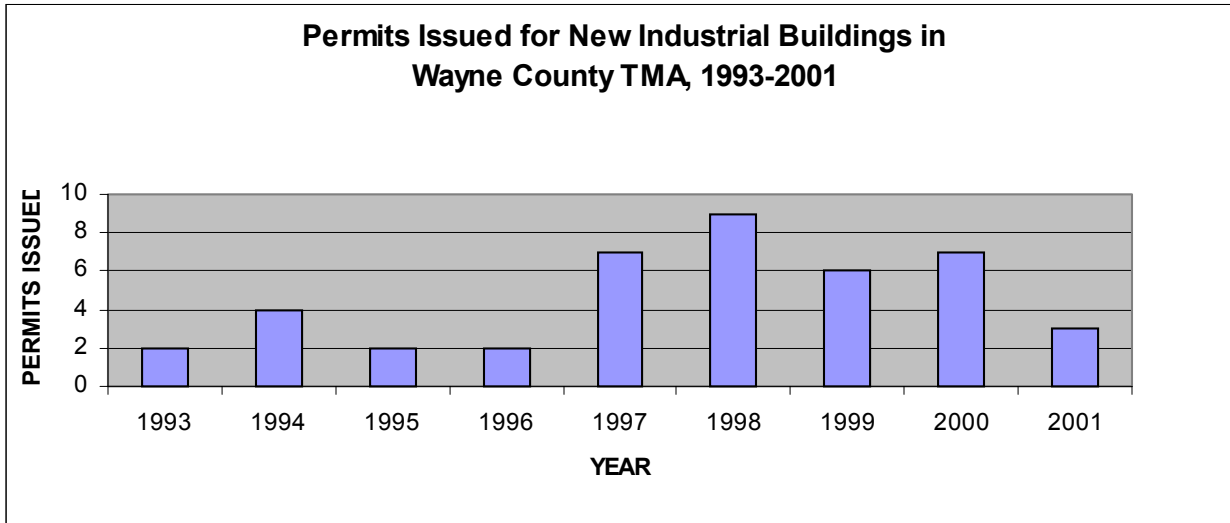
Ontario County	1993	1994	1995	1996	1997	1998	1999	2000	2001	Total 1993-2001
Village of Bloomfield	DNA	DNA	DNA	DNA	DNA	0	1	0	1	2
City of Canandaigua	0	0	0	2	0	0	0	0	0	2
Town of Canandaigua	0	1	3	5	3	0	0	3	2	17
Town of East Bloomfield	0	0	4	0	0	0	0	3	0	7
Town of Farmington	1	0	0	1	1	1	0	4	2	10
Town of Victor	2	3	5	11	11	14	1	9	9	65
Village of Victor	DNA	DNA	DNA	0	2	0	0	0	0	2
Town of West Bloomfield	0	0	0	0	0	DNA	1	0	0	1
Ontario County Total	3	4	12	19	17	15	3	19	14	106

Wayne County	1993	1994	1995	1996	1997	1998	1999	2000	2001	Total 1993-2001
Town of Macedon	0	0	0	0	2	7	2	6	0	17
Village of Macedon	DNA	DNA	DNA	DNA	0	0	0	0	0	0
Town of Ontario	2	4	2	2	5	2	4	1	3	25
Town of Walworth	0	0	0	0	0	0	0	0	0	0
Wayne County Total	2	4	2	2	7	9	6	7	3	42
Rural TMA Totals 1993 - 2001	8	8	16	21	25	28	16	27	19	168

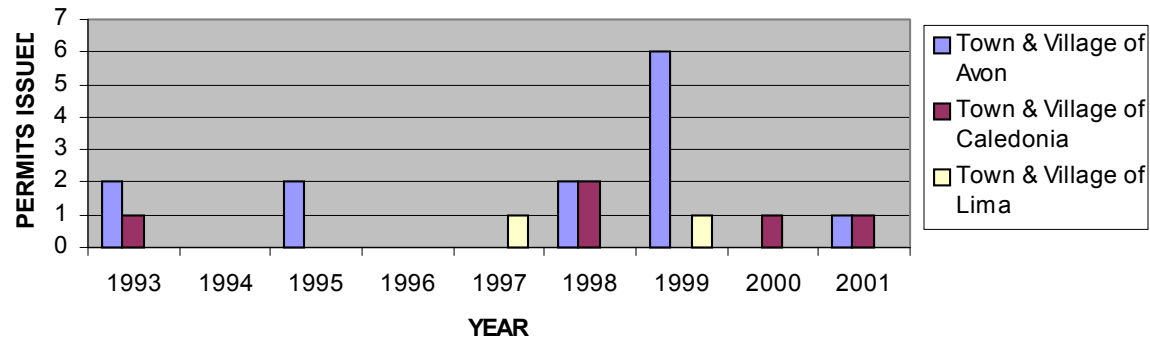
DNA = Data not available

Source: Municipal Representatives, 1993-2002

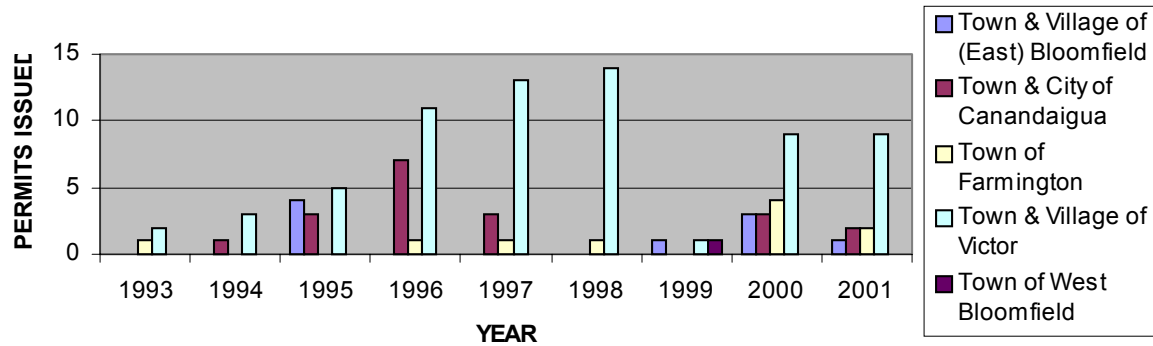


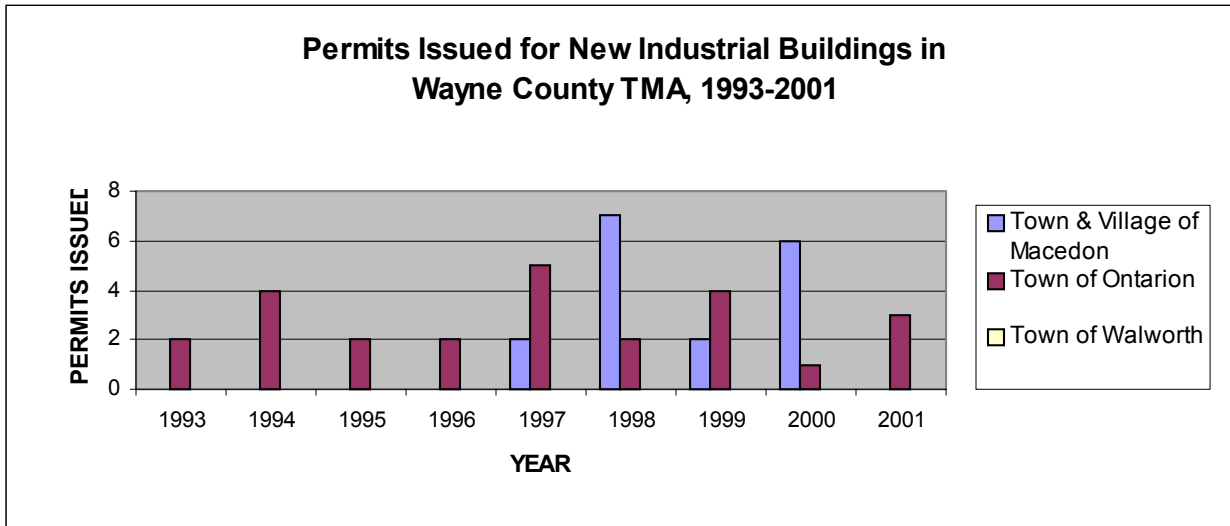


Permits Issued for New Industrial Buildings in Livingston County TMA, 1993-2001



Permits Issued for New Industrial Buildings in Ontario County TMA, 1993-2001





Total Number of New Commercial Buildings Permitted in Rural TMA, 1993-2001

Livingston County	1993	1994	1995	1996	1997	1998	1999	2000	2001	Total 1993-2001
Town of Avon	0	7	5	3	1	3	1	1	1	22
Village of Avon	DNA	DNA	DNA	0	1	1	0	0	0	2
Town of Caledonia	1	1	1	0	0	0	0	0	0	3
Village of Caledonia	DNA	DNA	DNA	DNA	DNA	0	0	0	0	0
Town of Lima	0	2	1	1	0	0	0	1	0	5
Village of Lima	DNA	DNA	DNA	0	0	1	0	0	0	1
Livingston County Total	1	10	7	4	2	5	1	2	1	33

Ontario County	1993	1994	1995	1996	1997	1998	1999	2000	2001	Total 1993-2001
Village of Bloomfield	DNA	DNA	DNA	DNA	DNA	0	1	0	0	1
City of Canandaigua	1	0	0	0	2	5	1	17	0	26
Town of Canandaigua	0	2	5	1	2	1	0	1	0	12
Town of East Bloomfield	0	1	5	0	2	1	0	1	3	13
Town of Farmington	1	24	8	0	0	0	0	2	0	35
Town of Victor	5	47	13	68	29	29	14	12	0	217
Village of Victor	DNA	DNA	DNA	0	1	0	0	0	1	2
Town of West Bloomfield	0	2	0	0	0	DNA	0	0	0	2
Ontario County Total	7	76	31	69	36	36	16	33	4	308

Wayne County	1993	1994	1995	1996	1997	1998	1999	2000	2001	Total 1993-2001
Town of Macedon	6	0	0	0	0	1	2	1	0	10
Village of Macedon	DNA	DNA	DNA	DNA	0	0	0	0	0	0
Town of Ontario	1	2	3	6	4	7	4	2	4	33
Town of Walworth	0	2	4	1	1	3	1	2	0	14
Wayne County Total	7	4	7	7	5	11	7	5	4	57
Rural TMA Totals 1993 - 2001	15	90	45	80	43	52	24	40	9	398

DNA = Data not available

Source: Municipal Representatives, 1993-2002

