

Appendices

- Appendix A: Number, Square Footage and Value of Permits Issued for New Residential Buildings (2002)
- Appendix B: Number, Square Footage and Value of Permits Issued for New Industrial Buildings (2002)
- Appendix C: Number, Square Footage and Value of Permits Issued for New Commercial Buildings (2002)
- Appendix D: Number, Square Footage and Value of Permits Issued for New Community Service Buildings (2002)
- Appendix E: Number, Square Footage and Value of Permits Issued for New Buildings Not Elsewhere Classified (2002)
- Appendix F: Number of Permits Issued for New Residential Units and Industrial, Commercial and Community Service Buildings (2000 – 2002)
- Appendix G: Transportation Management Area Time Series Analysis Data

Appendix A

Number, Square Footage and Value of Permits Issued for New Residential Buildings (2002)

Number, Square Footage, and Value of Permits Issued for New Residential Buildings (2002)

Genesee County

Municipality	Single Family	Total Square Feet	Total Value	Two Family	Total Square Feet	Total Value	Three or Four Family (# of Units)	Total Square Feet	Total Value	Five or More Family (# of Units)	Total Square Feet	Total Value	Mobile Homes/ Trailers	Total Square Feet	Total Value
Town of Alabama	3	4,959	\$327,000	-	-	-	-	-	-	-	-	-	1	1,008	\$ 30,000
Town of Alexander	6	DNA	\$1,027,400	-	-	-	-	-	-	-	-	-	-	-	-
Village of Alexander	2	3,600	\$240,000	-	-	-	-	-	-	-	-	-	-	-	-
City of Batavia	Did Not Return Survey														
Town of Batavia	Did Not Return Survey														
Town of Bergen	10	DNA	DNA	-	-	-	-	-	-	-	-	-	-	-	-
Village of Bergen	1	1,160	\$ 94,000	-	-	-	-	-	-	-	-	-	-	-	-
Town of Bethany	4	7,913	\$440,000	-	-	-	-	-	-	-	-	-	1	1,292	\$ 57,000
Town of Byron	2	DNA	DNA	-	-	-	-	-	-	-	-	-	-	-	-
Village of Corfu	-	-	-	-	-	-	-	-	-	-	-	-	1	1,456	\$ 70,000
Town of Darien	12	23,538	\$1,443,000	1	3,800	\$265,000	-	-	-	-	-	-	-	-	-
Town of Elba	-	-	-	-	-	-	-	-	-	-	-	-	-	-	-
Village of Elba	-	-	-	-	-	-	-	-	-	-	-	-	-	-	-
Town of Leroy	11	20,300	\$1,539,500	-	-	-	-	-	-	-	-	-	-	-	-
Village of Leroy	2	5,052	\$339,000	-	-	-	-	-	-	1 (8)	7,000	\$700,000	1	2,496	\$ 9,230
Town of Oakfield	2	3,972	\$251,757	-	-	-	-	-	-	-	-	-	2	1,846	\$ 68,000
Village of Oakfield	-	-	-	-	-	-	-	-	-	-	-	-	-	-	-
Town of Pavilion	6	13,709	\$681,636	-	-	-	-	-	-	-	-	-	1	1,064	\$ 21,400
Town of Pembroke	6	15,215	\$997,000	-	-	-	-	-	-	-	-	-	-	-	-
Town of Stafford	Did Not Return Survey														

DNA = Data not available.

Source: Municipal Representatives, 2003

Number, Square Footage, and Value of Permits Issued for New Residential Buildings (2002)

Livingston County

Municipality	Single Family	Total Square Feet	Total Value	Two Family	Total Square Feet	Total Value	Three or Four Family (# of Units)	Total Square Feet	Total Value	Five or More Family (# of Units)	Total Square Feet	Total Value	Mobile Homes/ Trailers	Total Square Feet	Total Value
Town of Avon	15	31,891	\$1,899,700	-	-	-	-	-	-	-	-	-	7	9,748	\$320,000
Village of Avon	9	DNA	\$869,800	-	-	-	-	-	-	-	-	-	-	-	-
Town of Caledonia	5	10,800	\$739,000	-	-	-	-	-	-	-	-	-	4	5,000	\$ 34,000
Village of Caledonia	-	-	-	-	-	-	-	-	-	-	-	-	-	-	-
Town of Conesus	10	17,329	\$931,000	-	-	-	-	-	-	-	-	-	4	6,103	\$238,000
Village of Dansville	5	DNA	\$449,000	-	-	-	-	-	-	-	-	-	-	-	-
Town of Geneseo	9	DNA	\$1,416,000	3	DNA	\$375,000	-	-	-	-	-	-	3	DNA	\$165,000
Village of Geneseo	8	DNA	\$847,000	-	-	-	-	-	-	-	-	-	-	-	-
Town of Groveland	1	DNA	\$190,000	-	-	-	-	-	-	-	-	-	-	-	-
Town of Leicester	4	7,215	\$450,000	-	-	-	-	-	-	-	-	-	1	924	\$ 24,000
Village of Leicester	1	1,749	\$ 85,000	-	-	-	-	-	-	-	-	-	-	-	-
Town of Lima	5	9,300	\$972,000	-	-	-	-	-	-	-	-	-	3	3,980	\$ 98,000
Village of Lima	6	10,800	\$615,000	-	-	-	-	-	-	-	-	-	2	1,960	\$ 22,000
Town of Livonia	24	73,200	\$2,880,000	-	-	-	-	-	-	-	-	-	6	6,000	\$120,000
Village of Livonia	2	3,700	\$300,000	-	-	-	-	-	-	-	-	-	-	-	-
Town of Mount Morris	3	DNA	\$315,000	-	-	-	-	-	-	-	-	-	3	DNA	\$ 43,600
Village of Mount Morris	Did Not Return Survey														
Town of North Dansville	-	-	-	-	-	-	-	-	-	-	-	-	-	-	-
Town of Nunda	7	9,752	\$210,370	-	-	-	-	-	-	-	-	-	5	DNA	\$165,000
Village of Nunda	-	-	-	-	-	-	-	-	-	-	-	-	1	1,386	\$ 50,000
Town of Ossian	Did Not Return Survey														
Town of Portage	1	800	\$140,000	-	-	-	-	-	-	-	-	-	-	-	-
Town of Sparta	Did Not Return Survey														
Town of Springwater	4	6,458	\$460,000	-	-	-	-	-	-	-	-	-	10	9,044	\$284,000
Town of West Sparta	2	4,000	\$140,000	-	-	-	-	-	-	-	-	-	4	4,500	\$161,000
Town of York	14	23,718	DNA	-	-	-	-	-	-	-	-	-	-	-	-

DNA = Data not available.

Source: Municipal Representatives, 2003

2002 Rural County Land Use Monitoring Report

Number, Square Footage, and Value of Permits Issued for New Residential Buildings (2002)

Monroe County

Municipality	Single Family	Total Square Feet	Total Value	Two Family	Total Square Feet	Total Value	Three or Four Family (# of Units)	Total Square Feet	Total Value	Five or More Family (# of Units)	Total Square Feet	Total Value	Mobile Homes/ Trailers	Total Square Feet	Total Value
Town of Brighton	19	51,366	\$3,956,700	-	-	-	-	-	-	-	-	-	-	-	-
Village of Brockport	-	-	-	-	-	-	-	-	-	-	-	-	-	-	-
Town of Chili	82	DNA	\$ 15,236,303	-	-	-	-	-	-	8 (68)	DNA	\$2,380,000	-	-	-
Village of Churchville	6	8,743	\$786,000	-	-	-	-	-	-	-	-	-	-	-	-
Town of Clarkson	42	70,000	\$4,620,000	-	-	-	-	-	-	-	-	-	-	-	-
Village of East Rochester	1	2,023	\$145,000	-	-	-	-	-	-	-	-	-	-	-	-
Village of Fairport	2	12,818	\$595,000	3	7,716	\$950,000	-	-	-	1 (21)	26,925	\$1,600,000	-	-	-
Town of Gates	-	-	-	-	-	-	-	-	-	-	-	-	-	-	-
Town of Greece	210	DNA	\$ 28,739,176	-	-	-	-	-	-	39 (205)	DNA	DNA	-	-	-
Town of Hamlin	8	DNA	DNA	-	-	-	-	-	-	-	-	-	-	-	-
Town of Henrietta	167	308,950	\$ 31,460,890	-	-	-	-	-	-	-	-	-	-	-	-
Village of Hilton	18	29,934	\$2,187,000	7	14,519	\$840,000	-	-	-	-	-	-	-	-	-
Village of Honeoye Falls	3	5,350	\$430,000	-	-	-	-	-	-	-	-	-	-	-	-
Town of Irondequoit	40	DNA	DNA	-	-	-	-	-	-	-	-	-	-	-	-
Town of Mendon	50	259,083	\$ 11,706,736	-	-	-	-	-	-	-	-	-	-	-	-
Town of Ogden	85	183,444	\$ 12,964,836	-	-	-	-	-	-	-	-	-	-	-	-
Town of Parma	64	DNA	\$9,181,577	2	DNA	\$250,000	-	-	-	-	-	-	-	-	-
Town of Penfield	123	DNA	\$ 28,644,000	-	-	-	-	-	-	-	-	-	-	17	DNA
Town of Perinton	144	DNA	\$ 25,856,399	1	DNA	\$120,000	-	-	-	-	-	-	-	-	-
Town of Pittsford	102	275,448	\$ 29,748,402	-	-	-	-	-	-	-	-	-	-	-	-
Village of Pittsford	-	-	-	-	-	-	-	-	-	-	-	-	-	-	-
Town of Riga	16	33,191	\$2,086,000	-	-	-	-	-	-	-	-	-	3	3,484	\$ 60,000
City of Rochester	24	DNA	\$1,067,000	7	DNA	\$625,000	3 (9)	DNA	\$490,000	2 (13)	DNA	\$1,740,000	-	-	-
Town of Rush	14	DNA	\$2,768,000	1	3,404	\$210,000	-	-	-	-	-	-	-	-	-
Village of Scottsville	3	DNA	\$280,000	-	-	-	-	-	-	-	-	-	-	-	-
Village of Spencerport	-	-	-	-	-	-	-	-	-	-	-	-	-	-	-
Town of Sweden	21	50,520	\$3,612,539	-	-	-	-	-	-	-	-	-	-	-	-
Town of Webster	282	596,106	\$ 44,707,927	-	-	-	-	-	-	4 (32)	33,008	\$1,000,000	-	-	-
Village of Webster	26	33,850	\$2,705,000	-	-	-	-	-	-	-	-	-	-	-	-
Town of Wheatland	Did Not Return Survey														

DNA = Data not available.

Source: Municipal Representatives, 2003

2002 Rural County Land Use Monitoring Report

Number, Square Footage, and Value of Permits Issued for New Residential Buildings (2002)

Ontario County

Municipality	Single Family	Total Square Feet	Total Value	Two Family	Total Square Feet	Total Value	Three or Four Family (# of Units)	Total Square Feet	Total Value	Five or More Family (# of Units)	Total Square Feet	Total Value	Mobile Homes/ Trailers	Total Square Feet	Total Value
Village of Bloomfield	3	8,835	\$400,000	-	-	-	-	-	-	-	-	-	-	-	-
Town of Bristol	Did Not Return Survey														
Town of Canadice	6	9,072	\$566,000	-	-	-	-	-	-	-	-	-	-	-	-
City of Canadaigua	29	60,330	\$3,307,000	-	-	-	-	-	-	-	-	-	-	-	-
Town of Canandaigua	45	131,008	DNA	-	-	-	-	-	-	-	-	-	9	10,956	DNA
Village of Clifton Springs	1	DNA	\$ 55,000	-	-	-	-	-	-	-	-	-	1	DNA	\$ 7,000
Town of East Bloomfield	18	64,514	\$1,875,000	-	-	-	-	-	-	-	-	-	4	3,360	\$101,000
Town of Farmington	52	DNA	DNA	-	-	-	-	-	-	13 (104)	DNA	\$5,850,000	4	DNA	\$200,000
City of Geneva	-	-	-	-	-	-	-	-	-	1 (32)	31,000	\$2,500,000	-	-	-
Town of Geneva	8	DNA	\$988,000	-	-	-	-	-	-	-	-	-	-	-	-
Town of Gorham	22	52,800	\$4,750,000	-	-	-	-	-	-	-	-	-	-	-	-
Town of Hopewell	10	14,200	\$1,083,600	-	-	-	-	-	-	-	-	-	4	4,988	DNA
Town of Manchester	13	DNA	\$1,445,000	-	-	-	-	-	-	-	-	-	24	DNA	\$920,700
Village of Manchester	-	-	-	-	-	-	-	-	-	-	-	-	4	4,992	\$206,000
Town of Naples	10	21,819	\$886,000	-	-	-	-	-	-	-	-	-	-	-	-
Village of Naples	-	-	-	-	-	-	-	-	-	-	-	-	-	-	-
Town of Phelps	3	6,715	\$420,000	-	-	-	-	-	-	-	-	-	11	15,852	\$659,500
Village of Phelps	-	-	-	-	-	-	-	-	-	-	-	-	-	-	-
Town of Richmond	20	32,229	\$2,061,000	-	-	-	-	-	-	-	-	-	-	-	-
Village of Rushville	1	1,600	\$136,000	-	-	-	-	-	-	-	-	-	-	-	-
Town of Seneca	3	4,600	\$260,000	-	-	-	-	-	-	-	-	-	1	900	\$ 15,000
Village of Shortsville	-	-	-	-	-	-	-	-	-	-	-	-	6	DNA	\$164,900
Town of South Bristol	16	24,248	\$1,941,000	-	-	-	-	-	-	-	-	-	-	-	-
Town of Victor	125	DNA	\$ 27,768,000	-	-	-	-	-	-	-	-	-	62	DNA	\$3,558,600
Village of Victor	23	DNA	\$4,262,000	-	-	-	-	-	-	-	-	-	-	-	-
Town of West Bloomfield	13	27,300	\$1,861,500	-	-	-	-	-	-	-	-	-	5	5,480	\$163,400

DNA = Data not available.

Source: Municipal Representatives, 2003

Number, Square Footage, and Value of Permits Issued for New Residential Buildings (2002)

Orleans County

Municipality	Single Family	Total Square Feet	Total Value	Two Family	Total Square Feet	Total Value	Three or Four Family (# of Units)	Total Square Feet	Total Value	Five or More Family (# of Units)	Total Square Feet	Total Value	Mobile Homes/ Trailers	Total Square Feet	Total Value
Town of Albion	2	3,788	\$270,000	-	-	-	-	-	-	-	-	-	-	-	-
Village of Albion	1	1,344	\$ 42,000	-	-	-	-	-	-	1	5,360	\$200,000	6	6,000	DNA
Town of Barre	Did Not Return Survey														
Town of Carlton	6	DNA	\$550,000	-	-	-	-	-	-	-	-	-	6	DNA	\$250,000
Town of Clarendon	14	16,800	\$1,050,000	-	-	-	-	-	-	-	-	-	32	DNA	DNA
Town of Gaines	4	6,500	\$386,500	-	-	-	-	-	-	-	-	-	-	-	-
Village of Holley	-	-	\$ -	-	-	-	-	-	-	-	-	-	-	-	-
Town of Kendall	8	14,657	\$861,000	-	-	-	-	-	-	-	-	-	-	-	-
Village of Lyndonville	1	2,320	\$120,000	-	-	-	-	-	-	-	-	-	-	-	-
Village of Medina	2	7,180	\$300,000	-	-	-	-	-	-	-	-	-	3	3,600	\$ 96,000
Town of Murray	9	30,749	\$696,000	1	1,800	\$ 65,000	-	-	-	-	-	-	1	1,804	\$ 78,000
Town of Ridgeway	5	8,624	\$443,100	-	-	-	-	-	-	-	-	-	-	-	-
Town of Shelby	3	12,063	\$588,400	-	-	-	-	-	-	-	-	-	3	4,246	\$173,200
Town of Yates	5	DNA	\$561,000	-	-	-	-	-	-	-	-	-	-	-	-

DNA = Data not available.

Source: Municipal Representatives, 2003

Number, Square Footage, and Value of Permits Issued for New Residential Buildings (2002)

Seneca County

Municipality	Single Family	Total Square Feet	Total Value	Two Family	Total Square Feet	Total Value	Three or Four Family (# of Units)	Total Square Feet	Total Value	Five or More Family (# of Units)	Total Square Feet	Total Value	Mobile Homes/ Trailers	Total Square Feet	Total Value
Town of Covert	3	5,712	\$306,000	-	-	-	-	-	-	-	-	-	3	4,080	\$131,226
Town of Fayette	8	DNA	\$805,500	-	-	-	-	-	-	-	-	-	10	DNA	\$313,178
Village of Interlaken	Did Not Return Survey														
Town of Junius	-	-	-	-	-	-	-	-	-	-	-	-	5	DNA	\$163,000
Town of Lodi	7	DNA	\$797,795	-	-	-	-	-	-	-	-	-	8	DNA	\$ 95,195
Village of Lodi	1	DNA	\$ 92,000	-	-	-	-	-	-	-	-	-	-	-	-
Town of Ovid	6	DNA	\$614,770	-	-	-	-	-	-	-	-	-	7	DNA	\$131,500
Village of Ovid	-	-	-	-	-	-	-	-	-	-	-	-	3	DNA	\$ 14,500
Town of Romulus	5	DNA	\$612,900	-	-	-	-	-	-	-	-	-	8	DNA	\$297,500
Town of Seneca Falls	9	DNA	\$1,008,000	-	-	-	-	-	-	-	-	-	4	DNA	\$211,000
Village of Seneca Falls	3	7,831	\$549,000	1	DNA	\$140,000	-	-	-	-	-	-	3	DNA	\$162,000
Town of Tyre	2	DNA	\$205,000	-	-	-	-	-	-	-	-	-	-	-	-
Town of Varick	3	DNA	\$365,000	-	-	-	-	-	-	-	-	-	3	DNA	\$ 94,800
Town of Waterloo	6	DNA	\$658,000	-	-	-	-	-	-	-	-	-	12	DNA	\$293,968
Village of Waterloo	1	DNA	\$ 46,500	-	-	-	-	-	-	-	-	-	-	-	-

DNA = Data not available.

Source: Seneca County Code Enforcement Office, 2003

Number, Square Footage, and Value of Permits Issued for New Residential Buildings (2002)

Wayne County

Municipality	Single Family	Total Square Feet	Total Value	Two Family	Total Square Feet	Total Value	Three or Four Family (# of Units)	Total Square Feet	Total Value	Five or More Family (# of Units)	Total Square Feet	Total Value	Mobile Homes/ Trailers	Total Square Feet	Total Value
Town of Arcadia	6	8,702	\$760,000	-	-	-	-	-	-	-	-	-	4	4,022	\$152,000
Town of Butler	1	2,755	\$125,000	-	-	-	-	-	-	-	-	-	4	7,874	\$350,000
Village of Clyde	1	1,728	\$ 90,000	-	-	-	-	-	-	-	-	-	-	-	-
Town of Galen	3	4,957	\$322,900	-	-	-	-	-	-	-	-	-	9	9,128	\$150,746
Town of Huron	9	DNA	\$1,109,000	-	-	-	-	-	-	-	-	-	1	DNA	\$ 55,000
Town of Lyons	1	2,170	\$140,000	-	-	-	-	-	-	-	-	-	3	5,791	\$ 22,300
Village of Lyons	-	-	-	-	-	-	-	-	-	-	-	-	-	-	-
Town of Macedon	36	73,984	\$5,486,000	-	-	-	-	-	-	-	-	-	-	-	-
Village of Macedon	4	7,570	\$655,000	-	-	-	-	-	-	-	-	-	-	-	-
Town of Marion	6	DNA	\$1,055,000	-	-	-	-	-	-	-	-	-	3	DNA	\$108,000
Village of Newark	5	7,917	\$485,000	-	-	-	-	-	-	-	-	-	-	-	-
Town of Ontario	65	134,706	\$9,184,430	-	-	-	-	-	-	-	-	-	-	-	-
Town of Palmyra	10	20,000	\$1,500,000	-	-	-	4	6,000	\$235,000	-	-	-	10	14,000	\$500,000
Village of Palmyra	-	-	-	-	-	-	-	-	-	-	-	-	-	-	-
Village of Red Creek	-	-	-	-	-	-	-	-	-	-	-	-	-	-	-
Town of Rose	4	7,670	DNA	-	-	-	-	-	-	-	-	-	2	3,140	DNA
Town of Savannah	1	3,016	\$210,000	-	-	-	-	-	-	-	-	-	4	DNA	\$173,000
Town of Sodus	12	19,176	\$822,000	-	-	-	-	-	-	-	-	-	12	11,608	\$161,200
Village of Sodus	1	1,508	\$ 45,000	-	-	-	-	-	-	-	-	-	-	-	-
Village of Sodus Point	5	11,740	\$769,000	-	-	-	-	-	-	-	-	-	-	-	-
Town of Walworth	46	DNA	\$7,370,000	-	-	-	-	-	-	-	-	-	3	2,500	\$ 39,000
Town of Williamson	19	25,650	\$2,278,000	-	-	-	-	-	-	-	-	-	2	1,560	\$ 85,000
Town of Wolcott	5	5,540	\$244,000	-	-	-	-	-	-	-	-	-	12	15,338	\$347,000
Village of Wolcott	-	-	-	-	-	-	-	-	-	-	-	-	-	-	-

DNA = Data not available.

Source: Municipal Representatives, 2003

Number, Square Footage, and Value of Permits Issued for New Residential Buildings (2002)

Wyoming County

Municipality	Single Family	Total Square Feet	Total Value	Two Family	Total Square Feet	Total Value	Three or Four Family (# of Units)	Total Square Feet	Total Value	Five or More Family (# of Units)	Total Square Feet	Total Value	Mobile Homes/ Trailers	Total Square Feet	Total Value
Town of Arcade	12	DNA	DNA	-	-	-	-	-	-	-	-	-	3	DNA	DNA
Village of Arcade	2	DNA	DNA	-	-	-	-	-	-	-	-	-	3	DNA	DNA
Town of Attica	7	DNA	DNA	-	-	-	-	-	-	-	-	-	1	DNA	DNA
Village of Attica	-	-	-	-	-	-	-	-	-	-	-	-	-	-	-
Town of Bennington	19	DNA	DNA	-	-	-	-	-	-	-	-	-	-	-	-
Town of Castile	5	DNA	DNA	-	-	-	-	-	-	-	-	-	1	DNA	DNA
Village of Castile	1	DNA	DNA	-	-	-	-	-	-	-	-	-	-	-	-
Town of Covington	1	DNA	DNA	-	-	-	-	-	-	-	-	-	3	DNA	DNA
Town of Eagle	6	DNA	DNA	-	-	-	-	-	-	-	-	-	6	DNA	DNA
Town of Gainesville	3	DNA	DNA	-	-	-	-	-	-	-	-	-	3	DNA	DNA
Village of Gainesville	-	-	-	-	-	-	-	-	-	-	-	-	-	-	-
Town of Genesee Falls	-	-	-	-	-	-	-	-	-	-	-	-	-	-	-
Town of Java	8	DNA	DNA	-	-	-	-	-	-	-	-	-	8	DNA	DNA
Town of Middlebury	4	DNA	DNA	-	-	-	-	-	-	-	-	-	4	DNA	DNA
Town of Orangeville	8	DNA	DNA	-	-	-	-	-	-	-	-	-	8	DNA	DNA
Town of Perry	3	DNA	DNA	-	-	-	-	-	-	-	-	-	3	DNA	DNA
Village of Perry	3	DNA	DNA	-	-	-	-	-	-	-	-	-	3	DNA	DNA
Town of Pike	-	-	-	-	-	-	-	-	-	-	-	-	-	-	-
Village of Pike	-	-	-	-	-	-	-	-	-	-	-	-	-	-	-
Town of Sheldon	3	DNA	DNA	-	-	-	-	-	-	-	-	-	3	DNA	DNA
Village of Silver Springs	-	-	-	-	-	-	-	-	-	-	-	-	-	-	-
Town of Warsaw	6	DNA	DNA	-	-	-	-	-	-	-	-	-	6	DNA	DNA
Village of Warsaw	No Information Provided														
Town of Wethersfield	No Information Provided														
Village of Wyoming	-	-	-	-	-	-	-	-	-	-	-	-	-	-	-

DNA = Data not available.

(1) includes all dwellings, except mobile homes

Source: Wyoming County Building Department, 2003

Number, Square Footage, and Value of Permits Issued for New Residential Buildings (2002)

Yates County

Municipality	Single Family	Total Square Feet	Total Value	Two Family	Total Square Feet	Total Value	Three or Four Family (# of Units)	Total Square Feet	Total Value	Five or More Family (# of Units)	Total Square Feet	Total Value	Mobile Homes/ Trailers	Total Square Feet	Total Value
Town of Barrington	8	14,924	\$755,000	-	-	-	-	-	-	-	-	-	8	8,777	\$287,000
Town of Benton	5	11,884	\$575,000	-	-	-	-	-	-	-	-	-	-	-	-
Village of Dresden	-	-	-	-	-	-	-	-	-	-	-	-	-	-	-
Village of Dundee	-	-	-	-	-	-	-	-	-	-	-	-	3	3,307	\$ 60,000
Town of Italy	Did Not Return Survey														
Town of Jerusalem	17	31,622	\$2,533,200	-	-	-	-	-	-	-	-	-	3	3,855	\$114,000
Town of Middlesex	7	12,100	\$1,180,000	-	-	-	-	-	-	-	-	-	4	5,000	\$260,000
Town of Milo	15	29,747	\$2,406,500	-	-	-	-	-	-	-	-	-	-	-	\$ -
Village of Penn Yan	1	1,700	\$160,000	-	-	-	-	-	-	-	-	-	1	1,340	DNA
Town of Potter	2	3,700	\$205,000	-	-	-	-	-	-	-	-	-	2	2,976	\$ 15,000
Town of Starkey	13	19,900	\$930,000	-	-	-	-	-	-	-	-	-	1	800	\$ 25,000
Town of Torrey	8	14,502	\$1,340,000	-	-	-	-	-	-	-	-	-	2	2,580	\$150,000

DNA = Data not available.

Source: Municipal Representatives, 2003

Appendix B

Number, Square Footage and Value of Permits Issued for New Industrial Buildings (2002)

Number, Square Footage, and Value of Permits Issued for New Industrial Buildings (2002)

Genesee County

<i>Municipality</i>	<i>Buildings</i>	<i>Total Square Feet</i>	<i>Total Value</i>
Town of Alabama	-	-	-
Town of Alexander	-	-	-
Village of Alexander	-	-	-
City of Batavia	Did Not Return Survey		
Town of Batavia	Did Not Return Survey		
Town of Bergen	-	-	-
Village of Bergen	-	-	-
Town of Bethany	-	-	-
Town of Byron	-	-	-
Village of Corfu	-	-	-
Town of Darien	-	-	-
Town of Elba	-	-	-
Village of Elba	-	-	-
Town of Leroy	5	20,471	\$ 238,000
Village of Leroy	1	13,000	\$ 40,000
Town of Oakfield	-	-	-
Village of Oakfield	-	-	-
Town of Pavilion	-	-	-
Town of Pembroke	-	-	-
Town of Stafford	Did Not Return Survey		

DNA = Data not available.

Source: Municipal representatives, 2003

Number, Square Footage, and Value of Permits Issued for New Industrial Buildings (2002)

Livingston County

<i>Municipality</i>	<i>Buildings</i>	<i>Total Square Feet</i>	<i>Total Value</i>
Town of Avon	-	-	-
Village of Avon	-	-	-
Town of Caledonia	-	-	-
Village of Caledonia	-	-	-
Town of Conesus	-	-	-
Village of Dansville	-	-	-
Town of Geneseo	-	-	-
Village of Geneseo	-	-	-
Town of Groveland	-	-	-
Town of Leicester	-	-	-
Village of Leicester	-	-	-
Town of Lima	-	-	-
Village of Lima	1	5,986	\$ 201,000
Town of Livonia	3	7,000	\$ 450,000
Village of Livonia	-	-	-
Town of Mount Morris	-	-	-
Village of Mount Morris	Did Not Return Survey		
Town of North Dansville	-	-	-
Town of Nunda	-	-	-
Village of Nunda	-	-	-
Town of Ossian	Did Not Return Survey		
Town of Portage	-	-	-
Town of Sparta	Did Not Return Survey		
Town of Springwater	-	-	-
Town of West Sparta	1	7,200	\$ 80,000
Town of York	-	-	-

DNA = Data not available.

Source: Municipal representatives, 2003

Number, Square Footage, and Value of Permits Issued for New Industrial Buildings (2002)

Monroe County

<i>Municipality</i>	<i>Buildings</i>	<i>Total Square Feet</i>	<i>Total Value</i>
Town of Brighton	-	-	-
Village of Brockport	1	600,000	\$ 3,211,000
Town of Chili	26*	DNA	\$ 3,697,700
Village of Churchville	-	-	-
Town of Clarkson	-	-	-
Village of East Rochester	1	10,800	\$ 540,000
Village of Fairport	-	-	-
Town of Gates	-	-	-
Town of Greece	-	-	-
Town of Hamlin	-	-	-
Town of Henrietta	12	DNA	\$ 10,787,000
Village of Hilton	-	-	-
Village of Honeoye Falls	-	-	-
Town of Irondequoit	-	-	-
Town of Mendon	-	-	-
Town of Ogden	-	-	-
Town of Parma	-	-	-
Town of Penfield	-	-	-
Town of Perinton	1	26,091	\$ 1,000,000
Town of Pittsford	3	7,500	\$ 483,000
Village of Pittsford	-	-	-
Town of Riga	-	-	-
City of Rochester	7	DNA	\$ 2,628,000
Town of Rush	-	-	-
Village of Scottsville	-	-	-
Village of Spencerport	-	-	-
Town of Sweden	1	2,800	\$ 250,000
Town of Webster	2	13,936	\$ 932,000
Village of Webster	-	-	-
Town of Wheatland	Did Not Return Survey		

*includes commercial and industrial permits and also additions or remodeling

DNA = Data not available.

Source: Municipal representatives, 2003

Number, Square Footage, and Value of Permits Issued for New Industrial Buildings (2002)

Ontario County

<i>Municipality</i>	<i>Buildings</i>	<i>Total Square Feet</i>	<i>Total Value</i>
Village of Bloomfield	-	-	-
Town of Bristol	Did Not Return Survey		
Town of Canadice	-	-	-
City of Canandaigua	-	-	-
Town of Canandaigua	-	-	-
Village of Clifton Springs	1	160,000	\$ 425,000
Town of East Bloomfield	-	-	-
Town of Farmington	1	DNA	\$ 500,000
City of Geneva	-	-	-
Town of Geneva	-	-	-
Town of Gorham	-	-	-
Town of Hopewell	-	-	-
Town of Manchester	-	-	-
Village of Manchester	-	-	-
Town of Naples	-	-	-
Village of Naples	-	-	-
Town of Phelps	-	-	-
Village of Phelps	-	-	-
Town of Richmond	-	-	-
Village of Rushville	-	-	-
Town of Seneca	1	16,000	\$ 800,000
Village of Shortsville	-	-	-
Town of South Bristol	-	-	-
Town of Victor	10	DNA	\$ 2,916,000
Village of Victor	-	-	-
Town of West Bloomfield	-	-	-

DNA = Data not available.

Source: Municipal representatives, 2003

Number, Square Footage, and Value of Permits Issued for New Industrial Buildings (2002)

Orleans County

<i>Municipality</i>	<i>Buildings</i>	<i>Total Square Feet</i>	<i>Total Value</i>
Town of Albion	-	-	-
Village of Albion	-	-	-
Town of Barre	Did Not Return Survey		
Town of Carlton	-	-	-
Town of Clarendon	-	-	-
Town of Gaines	-	-	-
Village of Holley	1	37,500	\$ 1,400,000
Town of Kendall	-	-	-
Village of Lyndonville	-	-	-
Village of Medina	-	-	-
Town of Murray	-	-	-
Town of Ridgeway	-	-	-
Town of Shelby	-	-	-
Town of Yates	-	-	-

DNA = Data not available.

Source: Municipal representatives, 2003

Number, Square Footage, and Value of Permits Issued for New Industrial Buildings (2002)

Seneca County

<i>Municipality</i>	<i>Buildings</i>	<i>Total Square Feet</i>	<i>Total Value</i>
Town of Covert	-	-	-
Town of Fayette	-	-	-
Village of Interlaken	Did Not Return Survey		
Town of Junius	-	-	-
Town of Lodi	1	DNA	\$ 450,000
Village of Lodi	-	-	-
Town of Ovid	-	-	-
Village of Ovid	-	-	-
Town of Romulus	-	-	-
Town of Seneca Falls	-	-	-
Village of Seneca Falls	-	-	-
Town of Tyre	-	-	-
Town of Varick	-	-	-
Town of Waterloo	-	-	-
Village of Waterloo	-	-	-

DNA = Data not available.

Source: Seneca County Code Enforcement Office, 2003

Number, Square Footage, and Value of Permits Issued for New Industrial Buildings (2002)

Wayne County

<i>Municipality</i>	<i>Buildings</i>	<i>Total Square Feet</i>	<i>Total Value</i>
Town of Arcadia	-	-	-
Town of Butler	-	-	-
Village of Clyde	-	-	-
Town of Galen	-	-	-
Town of Huron	-	-	-
Town of Lyons	-	-	-
Village of Lyons	-	-	-
Town of Macedon	5	31,144	\$ 1,165,000
Village of Macedon	-	-	-
Town of Marion	-	-	-
Village of Newark	-	-	-
Town of Ontario	2	8,540	\$ 222,000
Town of Palmyra	-	-	-
Village of Palmyra	-	-	-
Village of Red Creek	-	-	-
Town of Rose	1	3,468	DNA
Town of Savannah	-	-	-
Town of Sodus	1	25,963	\$ 1,000,000
Village of Sodus	-	-	-
Village of Sodus Point	-	-	-
Town of Walworth	-	-	-
Town of Williamson	-	-	-
Town of Wolcott	-	-	-
Village of Wolcott	-	-	-

DNA = Data not available.

Source: Municipal representatives, 2003

Number, Square Footage, and Value of Permits Issued for New Industrial Buildings (2002)

Wyoming County

<i>Municipality</i>	<i>Buildings</i>	<i>Total Square Feet</i>	<i>Total Value</i>
Town of Arcade			
Village of Arcade			
Town of Attica			
Village of Attica			
Town of Bennington			
Town of Castile			
Village of Castile			
Town of Covington			
Town of Eagle			
Town of Gainesville			
Village of Gainesville			
Town of Genesee Falls			
Town of Java			
Town of Middlebury			
Town of Orangeville			
Town of Perry			
Village of Perry			
Town of Pike			
Village of Pike			
Town of Sheldon			
Village of Silver Springs			
Town of Warsaw			
Village of Warsaw	No Information Provided		
Town of Wethersfield	No Information Provided		
Village of Wyoming			

DNA = Data not available.

Source: Wyoming County Building Department, 2003

Number, Square Footage, and Value of Permits Issued for New Industrial Buildings (2002)

Yates County

<i>Municipality</i>	<i>Buildings</i>	<i>Total Square Feet</i>	<i>Total Value</i>
Town of Barrington	-	-	-
Town of Benton	-	-	-
Village of Dresden	-	-	-
Village of Dundee	-	-	-
Town of Italy	Did Not Return Survey		
Town of Jerusalem	-	-	-
Town of Middlesex	-	-	-
Town of Milo	-	-	-
Village of Penn Yan	-	-	-
Town of Potter	-	-	-
Town of Starkey	-	-	-
Town of Torrey	1	4,800	\$1,100,000

DNA = Data not available.

Source: Municipal representatives, 2003

Appendix C

Number, Square Footage and Value of Permits Issued for New Commercial Buildings (2002)

Number, Square Footage, and Value of Permits Issued for New Commercial Buildings (2002)

Genesee County

Municipality	Offices/ Banks	Total Square Feet	Total Value	Retail/ Service	Total Square Feet	Total Value	Service Stations	Total Square Feet	Total Value	Hotels/ Motels	Total Square Feet	Total Value
Town of Alabama	-	-	-	-	-	-	-	-	-	-	-	-
Town of Alexander	-	-	-	-	-	-	-	-	-	-	-	-
Village of Alexander	-	-	-	-	-	-	-	-	-	-	-	-
City of Batavia	Did Not Return Survey											
Town of Batavia	Did Not Return Survey											
Town of Bergen	-	-	-	-	-	-	-	-	-	-	-	-
Village of Bergen	-	-	-	-	-	-	-	-	-	-	-	-
Town of Bethany	-	-	-	-	-	-	-	-	-	-	-	-
Town of Byron	-	-	-	-	-	-	-	-	-	-	-	-
Village of Corfu	-	-	-	-	-	-	-	-	-	-	-	-
Town of Darien	-	-	-	-	-	-	-	-	-	-	-	-
Town of Elba	-	-	-	-	-	-	-	-	-	-	-	-
Village of Elba	-	-	-	-	-	-	-	-	-	-	-	-
Town of Leroy	-	-	-	-	-	-	-	-	-	-	-	-
Village of Leroy	5	4,760	\$ 60,400	-	-	-	-	-	-	-	-	-
Town of Oakfield	-	-	-	-	-	-	-	-	-	-	-	-
Village of Oakfield	-	-	-	-	-	-	-	-	-	-	-	-
Town of Pavilion	-	-	-	-	-	-	-	-	-	-	-	-
Town of Pembroke	-	-	-	-	-	-	-	-	-	-	-	-
Town of Stafford	Did Not Return Survey											

DNA = Data not available.

Source: Municipal representatives, 2003

Number, Square Footage, and Value of Permits Issued for New Commercial Buildings (2002)

Livingston County

Municipality	Offices/ Banks	Total Square Feet	Total Value	Retail/ Service	Total Square Feet	Total Value	Service Stations	Total Square Feet	Total Value	Hotels/ Motels	Total Square Feet	Total Value
Town of Avon	-	-	-	-	-	-	-	-	-	-	-	-
Village of Avon	-	-	-	1	DNA	\$ 500,000	-	-	-	-	-	-
Town of Caledonia	-	-	-	-	-	-	-	-	-	-	-	-
Village of Caledonia	-	-	-	-	-	-	-	-	-	-	-	-
Town of Conesus	-	-	-	1	1,400	\$ 55,000	-	-	-	-	-	-
Village of Dansville	-	-	-	-	-	-	-	-	-	-	-	-
Town of Geneseo	-	-	-	1	3,840	\$ 80,000	1	4,800	\$ 180,000	-	-	-
Village of Geneseo	-	-	-	1	9,112	\$ 300,000	-	-	-	-	-	-
Town of Groveland	-	-	-	-	-	-	-	-	-	-	-	-
Town of Leicester	-	-	-	-	-	-	-	-	-	-	-	-
Village of Leicester	-	-	-	-	-	-	-	-	-	-	-	-
Town of Lima	-	-	-	-	-	-	-	-	-	-	-	-
Village of Lima	-	-	-	-	-	-	-	-	-	-	-	-
Town of Livonia	-	-	-	-	-	-	-	-	-	-	-	-
Village of Livonia	-	-	-	-	-	-	-	-	-	-	-	-
Town of Mount Morris	-	-	-	-	-	-	-	-	-	-	-	-
Village of Mount Morris	Did Not Return Survey											
Town of North Dansville	-	-	-	-	-	-	-	-	-	-	-	-
Town of Nunda	-	-	-	1	2,592	\$ 300,000	-	-	-	-	-	-
Village of Nunda	-	-	-	-	-	-	-	-	-	-	-	-
Town of Ossian	Did Not Return Survey											
Town of Portage	-	-	-	-	-	-	-	-	-	-	-	-
Town of Sparta	Did Not Return Survey											
Town of Springwater	-	-	-	-	-	-	-	-	-	-	-	-
Town of West Sparta	-	-	-	-	-	-	-	-	-	-	-	-
Town of York	-	-	-	2	11,304	DNA	-	-	-	-	-	-

DNA= Data not available.

Source: Municipal representatives, 2003

Number, Square Footage, and Value of Permits Issued for New Commercial Buildings (2002)

Monroe County

Municipality	Offices/ Banks	Total Square Feet	Total Value	Retail/ Service	Total Square Feet	Total Value	Service Stations	Total Square Feet	Total Value	Hotels/ Motels	Total Square Feet	Total Value
Town of Brighton	4	68,816	\$ 4,582,000	1	27,963	\$ 100,000	-	-	-	-	-	-
Village of Brockport	-	-	-	-	-	-	-	-	-	-	-	-
Town of Chili	*See Chili's Industrial figure (reported total # of permits as Commercial or Industrial)											
Village of Churchville	-	-	-	-	-	-	-	-	-	-	-	-
Town of Clarkson	1	9,300	\$ 840,000	-	-	-	-	-	-	-	-	-
Village of East Rochester	-	-	-	-	-	-	-	-	-	-	-	-
Village of Fairport	-	-	-	-	-	-	-	-	-	-	-	-
Town of Gates	-	-	-	-	-	-	-	-	-	-	-	-
Town of Greece	-	-	-	-	-	-	-	-	-	-	-	-
Town of Hamlin	-	-	-	-	-	-	-	-	-	-	-	-
Town of Henrietta	-	-	-	-	-	-	-	-	-	-	-	-
Village of Hilton	-	-	-	-	-	-	-	-	-	-	-	-
Village of Honeoye Falls	-	-	-	-	-	-	-	-	-	-	-	-
Town of Irondequoit	-	-	-	4	15,193	\$ 984,000	-	-	-	-	-	-
Town of Mendon	-	-	-	-	-	-	-	-	-	-	-	-
Town of Ogden	-	-	-	-	-	-	-	-	-	-	-	-
Town of Parma	-	-	-	-	-	-	-	-	-	-	-	-
Town of Penfield	54 Commercial Buildings = \$19,943,910											
Town of Perinton	1	219	\$ 15,000	1	17,304	\$ 835,000	-	-	-	-	-	-
Town of Pittsford	-	-	-	56	21,045	\$ 2,104,500	-	-	-	-	-	-
Village of Pittsford	-	-	-	-	-	-	-	-	-	-	-	-
Town of Riga	-	-	-	-	-	-	1	9,000	\$ 20,000	-	-	-
City of Rochester	1	DNA	\$ 1,100,000	1	DNA	\$ 68,000	1	DNA	\$ 710,000	-	-	-
Town of Rush	-	-	-	-	-	-	-	-	-	-	-	-
Village of Scottsville	-	-	-	-	-	-	-	-	-	-	-	-
Village of Spencerport	-	-	-	-	-	-	-	-	-	-	-	-
Town of Sweden	-	-	-	1	2,800	\$ 275,000	-	-	-	-	-	-
Town of Webster	-	-	-	-	-	-	1	21,450	\$ 900,000	-	-	-
Village of Webster	-	-	-	-	-	-	-	-	-	-	-	-
Town of Wheatland	Did Not Return Survey											

DNA= Data not available.

Source: Municipal representatives, 2003

Number, Square Footage, and Value of Permits Issued for New Commercial Buildings (2002)

Ontario County

Municipality	Offices/ Banks	Total Square Feet	Total Value	Retail/ Service	Total Square Feet	Total Value	Service Stations	Total Square Feet	Total Value	Hotels/ Motels	Total Square Feet	Total Value
Village of Bloomfield	-	-	-	-	-	-	-	-	-	-	-	-
Town of Bristol	Did Not Return Survey											
Town of Canadice	-	-	-	-	-	-	-	-	-	-	-	-
City of Canandaigua	1	42,000	\$ 4,000,000	1	4,800	\$ 150,000	-	-	-	-	-	-
Town of Canandaigua	-	-	-	2	75,654	DNA	-	-	-	-	-	-
Village of Clifton Springs	1	8,688	\$ 1,200,000	-	-	-	-	-	-	-	-	-
Town of East Bloomfield	-	-	-	-	-	-	-	-	-	-	-	-
Town of Farmington	-	-	-	-	-	-	-	-	-	-	-	-
City of Geneva	-	-	-	-	-	-	-	-	-	-	-	-
Town of Geneva	-	-	-	4	DNA	\$ 500,000	-	-	-	-	-	-
Town of Gorham	-	-	-	-	-	-	-	-	-	-	-	-
Town of Hopewell	-	-	-	1	4,500	\$ 150,000	-	-	-	-	-	-
Town of Manchester	-	-	-	-	-	-	-	-	-	-	-	-
Village of Manchester	-	-	-	-	-	-	-	-	-	-	-	-
Town of Naples	-	-	-	-	-	-	-	-	-	-	-	-
Village of Naples	-	-	-	-	-	-	-	-	-	-	-	-
Town of Phelps	-	-	-	-	-	-	1	8,904	\$ 1,145,000	-	-	-
Village of Phelps	-	-	-	-	-	-	-	-	-	-	-	-
Town of Richmond	-	-	-	-	-	-	-	-	-	-	-	-
Village of Rushville	-	-	-	-	-	-	-	-	-	-	-	-
Town of Seneca	-	-	-	-	-	-	-	-	-	-	-	-
Village of Shortsville	-	-	-	-	-	-	-	-	-	-	-	-
Town of South Bristol	-	-	-	-	-	-	-	-	-	-	-	-
Town of Victor	36 Commercial Buildings = \$4,727,000 (approximately 220,000 square feet)											
Village of Victor	-	-	-	-	-	-	-	-	-	-	-	-
Town of West Bloomfield	-	-	-	-	-	-	-	-	-	-	-	-

DNA = Data not available.

Source: Municipal representatives, 2003

Number, Square Footage, and Value of Permits Issued for New Commercial Buildings (2002)

Orleans County

Municipality	Offices/ Banks	Total Square Feet	Total Value	Retail/ Service	Total Square Feet	Total Value	Service Stations	Total Square Feet	Total Value	Hotels/ Motels	Total Square Feet	Total Value
Town of Albion	-	-	-	1	10,850	\$ 736,860	-	-	-	-	-	-
Village of Albion	-	-	-	1	6,000	\$ 300,000	-	-	-	-	-	-
Town of Barre	Did Not Return Survey											
Town of Carlton	-	-	-	-	-	-	-	-	-	-	-	-
Town of Clarendon	-	-	-	-	-	-	-	-	-	-	-	-
Town of Gaines	-	-	-	-	-	-	-	-	-	-	-	-
Village of Holley	-	-	-	-	-	-	-	-	-	-	-	-
Town of Kendall	-	-	-	-	-	-	-	-	-	-	-	-
Village of Lyndonville	-	-	-	-	-	-	-	-	-	-	-	-
Village of Medina	-	-	-	-	-	-	-	-	-	-	-	-
Town of Murray	-	-	-	1	1,800	\$ 29,000	-	-	-	-	-	-
Town of Ridgeway	-	-	-	-	-	-	-	-	-	-	-	-
Town of Shelby	-	-	-	-	-	-	-	-	-	-	-	-
Town of Yates	-	-	-	-	-	-	-	-	-	-	-	-

DNA = Data not available.

Source: Municipal representatives, 2003

Number, Square Footage, and Value of Permits Issued for New Commercial Buildings (2002)

Seneca County

Municipality	Offices/ Banks	Total Square Feet	Total Value	Retail/ Service	Total Square Feet	Total Value	Service Stations	Total Square Feet	Total Value	Hotels/ Motels	Total Square Feet	Total Value
Town of Covert	-	-	-	-	-	-	-	-	-	-	-	-
Town of Fayette	-	-	-	-	-	-	-	-	-	-	-	-
Village of Interlaken	Did Not Return Survey											
Town of Junius	-	-	-	-	-	-	-	-	-	-	-	-
Town of Lodi	-	-	-	-	-	-	-	-	-	-	-	-
Village of Lodi	-	-	-	-	-	-	-	-	-	-	-	-
Town of Ovid	-	-	-	-	-	-	-	-	-	-	-	-
Village of Ovid	-	-	-	-	-	-	-	-	-	-	-	-
Town of Romulus	-	-	-	-	-	-	-	-	-	-	-	-
Town of Seneca Falls	-	-	-	-	-	-	1	DNA	\$ 659,000	-	-	-
Village of Seneca Falls	-	-	-	-	-	-	-	-	-	-	-	-
Town of Tyre	-	-	-	1	DNA	\$ 2,500	-	-	-	-	-	-
Town of Varick	-	-	-	-	-	-	-	-	-	-	-	-
Town of Waterloo	-	-	-	-	-	-	-	-	-	-	-	-
Village of Waterloo	-	-	-	-	-	-	-	-	-	-	-	-

DNA = Data not available.

Source: Seneca County Code Enforcement Office, 2003

Number, Square Footage, and Value of Permits Issued for New Commercial Buildings (2002)

Wayne County

Municipality	Offices/ Banks	Total Square Feet	Total Value	Retail/ Service	Total Square Feet	Total Value	Service Stations	Total Square Feet	Total Value	Hotels/ Motels	Total Square Feet	Total Value
Town of Arcadia	-	-	-	-	-	-	-	-	-	-	-	-
Town of Butler	-	-	-	-	-	-	-	-	-	-	-	-
Village of Clyde	1	1,800	\$ 200,000	-	-	-	1	2,800	\$ 750,000	-	-	-
Town of Galen	-	-	-	-	-	-	-	-	-	-	-	-
Town of Huron	-	-	-	-	-	-	-	-	-	-	-	-
Town of Lyons	-	-	-	-	-	-	-	-	-	-	-	-
Village of Lyons	-	-	-	1	1,200	\$ 90,000	-	-	-	-	-	-
Town of Macedon	-	-	-	-	-	-	-	-	-	-	-	-
Village of Macedon	-	-	-	-	-	-	-	-	-	-	-	-
Town of Marion	-	-	-	-	-	-	-	-	-	-	-	-
Village of Newark	1	4,792	\$ 450,000	-	-	-	-	-	-	-	-	-
Town of Ontario	1	5,560	\$ 450,000	2	4,032	\$ 62,500	-	-	-	-	-	-
Town of Palmyra	-	-	-	2	2,400	\$ 190,000	-	-	-	-	-	-
Village of Palmyra	-	-	-	-	-	-	-	-	-	-	-	-
Village of Red Creek	-	-	-	-	-	-	-	-	-	-	-	-
Town of Rose	-	-	-	-	-	-	-	-	-	-	-	-
Town of Savannah	-	-	-	-	-	-	-	-	-	-	-	-
Town of Sodus	-	-	-	-	-	-	-	-	-	-	-	-
Village of Sodus	-	-	-	-	-	-	-	-	-	-	-	-
Village of Sodus Point	-	-	-	1	8,000	\$ 10,000	-	-	-	-	-	-
Town of Walworth	-	-	-	-	-	-	-	-	-	-	-	-
Town of Williamson	-	-	-	-	-	-	-	-	-	-	-	-
Town of Wolcott	-	-	-	-	-	-	-	-	-	-	-	-
Village of Wolcott	-	-	-	-	-	-	-	-	-	-	-	-

DNA = Data not available.

Source: Municipal representatives, 2003

Number, Square Footage, and Value of Permits Issued for New Commercial Buildings (2002)

Wyoming County

Municipality	Offices/ Banks	Total Square Feet	Total Value	Retail/ Service	Total Square Feet	Total Value	Service Stations	Total Square Feet	Total Value	Hotels/ Motels	Total Square Feet	Total Value
Town of Arcade	1	DNA	DNA	-	-	-	-	-	-	-	-	-
Village of Arcade	1	DNA	DNA	-	-	-	-	-	-	-	-	-
Town of Attica	-	-	-	-	-	-	-	-	-	-	-	-
Village of Attica	-	-	-	-	-	-	-	-	-	-	-	-
Town of Bennington	1	DNA	DNA	-	-	-	-	-	-	-	-	-
Town of Castile	1	DNA	DNA	-	-	-	-	-	-	-	-	-
Village of Castile	1	DNA	DNA	-	-	-	-	-	-	-	-	-
Town of Covington	-	-	-	-	-	-	-	-	-	-	-	-
Town of Eagle	4	DNA	DNA	-	-	-	-	-	-	-	-	-
Town of Gainesville	7	DNA	DNA	-	-	-	-	-	-	-	-	-
Village of Gainesville	-	-	-	-	-	-	-	-	-	-	-	-
Town of Genesee Falls	2	DNA	DNA	-	-	-	-	-	-	-	-	-
Town of Java	8	DNA	DNA	-	-	-	-	-	-	-	-	-
Town of Middlebury	1	DNA	DNA	-	-	-	-	-	-	-	-	-
Town of Orangeville	-	-	-	-	-	-	-	-	-	-	-	-
Town of Perry	2	DNA	DNA	-	-	-	-	-	-	-	-	-
Village of Perry	3	DNA	DNA	-	-	-	-	-	-	-	-	-
Town of Pike	-	-	-	-	-	-	-	-	-	-	-	-
Village of Pike	-	-	-	-	-	-	-	-	-	-	-	-
Town of Sheldon	3	DNA	DNA	-	-	-	-	-	-	-	-	-
Village of Silver Springs	-	-	-	-	-	-	-	-	-	-	-	-
Town of Warsaw	1	DNA	DNA	-	-	-	-	-	-	-	-	-
Village of Warsaw	No Information Provided											
Town of Wethersfield	No Information Provided											
Village of Wyoming	-	-	-	-	-	-	-	-	-	-	-	-

DNA = Data not available.

Source: Wyoming County Building Department, 2003

Number, Square Footage, and Value of Permits Issued for New Commercial Buildings (2002)

Yates County

<i>Municipality</i>	<i>Offices/ Banks</i>	<i>Total Square Feet</i>	<i>Total Value</i>	<i>Retail/ Service</i>	<i>Total Square Feet</i>	<i>Total Value</i>	<i>Service Stations</i>	<i>Total Square Feet</i>	<i>Total Value</i>	<i>Hotels/ Motels</i>	<i>Total Square Feet</i>	<i>Total Value</i>
Town of Barrington	-	-	-	2	2,704	\$ 15,000	-	-	-	-	-	-
Town of Benton	-	-	-	3	15,740	\$ 240,000	-	-	-	-	-	-
Village of Dresden	-	-	-	-	-	-	-	-	-	-	-	-
Village of Dundee	-	-	-	1	2,100	\$ 15,000	-	-	-	-	-	-
Town of Italy	Did Not Return Survey											
Town of Jerusalem	-	-	-	-	-	-	-	-	-	-	-	-
Town of Middlesex	-	-	-	-	-	-	-	-	-	-	-	-
Town of Milo	-	-	-	-	-	-	-	-	-	-	-	-
Village of Penn Yan	1	2,700	\$ 165,000	1	3,960	DNA	-	-	-	-	-	-
Town of Potter	-	-	-	-	-	-	-	-	-	-	-	-
Town of Starkey	-	-	-	1	1,450	\$ 70,000	-	-	-	-	-	-
Town of Torrey	-	-	-	1	6,250	\$ 37,000	-	-	-	-	-	-

Source: Municipal representatives, 2003

Appendix D

Number, Square Footage and Value of Permits Issued for New Community Service Buildings (2002)

Number, Square Footage, and Value of Permits Issued for New Community Service Buildings (2002)

Genesee County

<i>Municipality</i>	<i>Hospitals</i>	<i>Total Square Feet</i>	<i>Total Value</i>	<i>Schools/ Churches</i>	<i>Total Square Feet</i>	<i>Total Value</i>	<i>Other</i>	<i>Total Value</i>
Town of Alabama	-	-	-	-	-	-	-	-
Town of Alexander	-	-	-	-	-	-	-	-
Village of Alexander	-	-	-	-	-	-	1	\$ 220,000
City of Batavia	Did Not Return Survey							
Town of Batavia	Did Not Return Survey							
Town of Bergen	-	-	-	-	-	-	-	-
Village of Bergen	-	-	-	-	-	-	-	-
Town of Bethany	-	-	-	-	-	-	-	-
Town of Byron	-	-	-	-	-	-	-	-
Village of Corfu	-	-	-	-	-	-	-	-
Town of Darien	-	-	-	-	-	-	-	-
Town of Elba	-	-	-	-	-	-	-	-
Village of Elba	-	-	-	-	-	-	-	-
Town of Leroy	-	-	-	-	-	-	-	-
Village of Leroy	-	-	-	1	2,700	\$ 120,000	-	-
Town of Oakfield	-	-	-	-	-	-	-	-
Village of Oakfield	-	-	-	-	-	-	-	-
Town of Pavilion	-	-	-	-	-	-	-	-
Town of Pembroke	-	-	-	-	-	-	-	-
Town of Stafford	Did Not Return Survey							

DNA= Data not available.

Source: Municipal representatives, 2003

Number, Square Footage, and Value of Permits Issued for New Community Service Buildings (2002)

Livingston County

<i>Municipality</i>	<i>Hospitals</i>	<i>Total Square Feet</i>	<i>Total Value</i>	<i>Schools/ Churches</i>	<i>Total Square Feet</i>	<i>Total Value</i>	<i>Other</i>	<i>Total Value</i>
Town of Avon	-	-	-	-	-	-	-	-
Village of Avon	-	-	-	-	-	-	-	-
Town of Caledonia	-	-	-	-	-	-	-	-
Village of Caledonia	-	-	-	-	-	-	-	-
Town of Conesus	-	-	-	-	-	-	-	-
Village of Dansville	-	-	-	-	-	-	-	-
Town of Geneseo	-	-	-	-	-	-	-	-
Village of Geneseo	-	-	-	-	-	-	-	-
Town of Groveland	-	-	-	-	-	-	-	-
Town of Leicester	-	-	-	-	-	-	-	-
Village of Leicester	-	-	-	-	-	-	-	-
Town of Lima	-	-	-	-	-	-	-	-
Village of Lima	-	-	-	-	-	-	-	-
Town of Livonia	-	-	-	-	-	-	-	-
Village of Livonia	-	-	-	-	-	-	-	-
Town of Mount Morris	-	-	-	-	-	-	-	-
Village of Mount Morris	Did Not Return Survey							
Town of North Dansville	-	-	-	-	-	-	-	-
Town of Nunda	-	-	-	-	-	-	-	-
Village of Nunda	-	-	-	-	-	-	-	-
Town of Ossian	Did Not Return Survey							
Town of Portage	-	-	-	-	-	-	-	-
Town of Sparta	Did Not Return Survey							
Town of Springwater	-	-	-	-	-	-	-	-
Town of West Sparta	-	-	-	-	-	-	-	-
Town of York	-	-	-	-	-	-	-	-

DNA= Data not available.

Source: Municipal representatives, 2003

Number, Square Footage, and Value of Permits Issued for New Community Service Buildings (2002)

Monroe County

<i>Municipality</i>	<i>Hospitals</i>	<i>Total Square Feet</i>	<i>Total Value</i>	<i>Schools/ Churches</i>	<i>Total Square Feet</i>	<i>Total Value</i>	<i>Other</i>	<i>Total Value</i>
Town of Brighton	-	-	-	-	-	-	-	-
Village of Brockport	-	-	-	-	-	-	-	-
Town of Chili	-	-	-	-	-	-	-	-
Village of Churchville	-	-	-	-	-	-	-	-
Town of Clarkson	-	-	-	-	-	-	-	-
Village of East Rochester	-	-	-	-	-	-	-	-
Village of Fairport	-	-	-	-	-	-	-	-
Town of Gates	-	-	-	-	-	-	-	-
Town of Greece	-	-	-	-	-	-	-	-
Town of Hamlin	-	-	-	-	-	-	-	-
Town of Henrietta	-	-	-	-	-	-	-	-
Village of Hilton	-	-	-	-	-	-	-	-
Village of Honeoye Falls	-	-	-	-	-	-	-	-
Town of Irondequoit	-	-	-	-	-	-	-	-
Town of Mendon	-	-	-	-	-	-	-	-
Town of Ogden	-	-	-	-	-	-	-	-
Town of Parma	-	-	-	-	-	-	-	-
Town of Penfield	-	-	-	-	-	-	-	-
Town of Perinton	-	-	-	-	-	-	-	-
Town of Pittsford	-	-	-	3	21,045	\$ 2,104,500	-	-
Village of Pittsford	-	-	-	-	-	-	-	-
Town of Riga	-	-	-	-	-	-	-	-
City of Rochester	-	-	-	-	-	-	-	-
Town of Rush	-	-	-	-	-	-	-	-
Village of Scottsville	-	-	-	-	-	-	-	-
Village of Spencerport	-	-	-	-	-	-	-	-
Town of Sweden	-	-	-	-	-	-	-	-
Town of Webster	-	-	-	-	-	-	-	-
Village of Webster	-	-	-	-	-	-	-	-
Town of Wheatland	Did Not Return Survey							

DNA= Data not available.

Source: Municipal representatives, 2003

Number, Square Footage, and Value of Permits Issued for New Community Service Buildings (2002)

Ontario County

<i>Municipality</i>	<i>Hospitals</i>	<i>Total Square Feet</i>	<i>Total Value</i>	<i>Schools/ Churches</i>	<i>Total Square Feet</i>	<i>Total Value</i>	<i>Other</i>	<i>Total Value</i>
Village of Bloomfield	-	-	-	-	-	-	-	-
Town of Bristol	Did Not Return Survey							
Town of Canadice	-	-	-	-	-	-	-	-
City of Canadaigua	-	-	-	-	-	-	-	-
Town of Canandaigua	-	-	-	-	-	-	-	-
Village of Clifton Springs	-	-	-	-	-	-	-	-
Town of East Bloomfield	-	-	-	-	-	-	-	-
Town of Farmington	-	-	-	-	-	-	-	-
City of Geneva	-	-	-	1	24,000	\$ 6,000,000	-	-
Town of Geneva	-	-	-	-	-	-	-	-
Town of Gorham	-	-	-	-	-	-	-	-
Town of Hopewell	-	-	-	-	-	-	-	-
Town of Manchester	-	-	-	-	-	-	-	-
Village of Manchester	-	-	-	-	-	-	-	-
Town of Naples	-	-	-	-	-	-	-	-
Village of Naples	-	-	-	-	-	-	-	-
Town of Phelps	-	-	-	-	-	-	-	-
Village of Phelps	-	-	-	-	-	-	-	-
Town of Richmond	-	-	-	-	-	-	-	-
Village of Rushville	-	-	-	-	-	-	-	-
Town of Seneca	-	-	-	-	-	-	-	-
Village of Shortsville	-	-	-	-	-	-	-	-
Town of South Bristol	-	-	-	-	-	-	-	-
Town of Victor	-	-	-	-	-	-	-	-
Village of Victor	-	-	-	-	-	-	-	-
Town of West Bloomfield	-	-	-	-	-	-	-	-

DNA= Data not available.

Source: Municipal representatives, 2003

Number, Square Footage, and Value of Permits Issued for New Community Service Buildings (2002)

Orleans County

<i>Municipality</i>	<i>Hospitals</i>	<i>Total Square Feet</i>	<i>Total Value</i>	<i>Schools/ Churches</i>	<i>Total Square Feet</i>	<i>Total Value</i>	<i>Other</i>	<i>Total Value</i>
Town of Albion	-	-	-	-	-	-	-	-
Village of Albion	-	-	-	-	-	-	-	-
Town of Barre	Did Not Return Survey							
Town of Carlton	-	-	-	-	-	-	-	-
Town of Clarendon	-	-	-	-	-	-	-	-
Town of Gaines	-	-	-	-	-	-	-	-
Village of Holley	-	-	-	-	-	-	-	-
Town of Kendall	-	-	-	-	-	-	-	-
Village of Lyndonville	-	-	-	-	-	-	-	-
Village of Medina	-	-	-	-	-	-	-	-
Town of Murray	-	-	-	-	-	-	-	-
Town of Ridgeway	-	-	-	-	-	-	-	-
Town of Shelby	-	-	-	-	-	-	-	-
Town of Yates	-	-	-	-	-	-	-	-

DNA= Data not available.

Source: Municipal representatives, 2003

Number, Square Footage, and Value of Permits Issued for New Community Service Buildings (2002)

Seneca County

<i>Municipality</i>	<i>Hospitals</i>	<i>Total Square Feet</i>	<i>Total Value</i>	<i>Schools/ Churches</i>	<i>Total Square Feet</i>	<i>Total Value</i>	<i>Other</i>	<i>Total Value</i>
Town of Covert	-	-	-	-	-	-	-	-
Town of Fayette	-	-	-	-	-	-	-	-
Village of Interlaken	Did Not Return Survey							
Town of Junius	-	-	-	-	-	-	-	-
Town of Lodi	-	-	-	-	-	-	-	-
Village of Lodi	-	-	-	-	-	-	-	-
Town of Ovid	-	-	-	-	-	-	-	-
Village of Ovid	-	-	-	-	-	-	-	-
Town of Romulus	-	-	-	-	-	-	-	-
Town of Seneca Falls	-	-	-	-	-	-	-	-
Village of Seneca Falls	-	-	-	-	-	-	1 (Library)	\$1,985,000
Town of Tyre	-	-	-	-	-	-	-	-
Town of Varick	-	-	-	-	-	-	-	-
Town of Waterloo	-	-	-	-	-	-	-	-
Village of Waterloo	-	-	-	-	-	-	-	-

DNA= Data not available.

Source: Seneca County Code Enforcement Office, 2003

Number, Square Footage, and Value of Permits Issued for New Community Service Buildings (2002)

Wayne County

<i>Municipality</i>	<i>Hospitals</i>	<i>Total Square Feet</i>	<i>Total Value</i>	<i>Schools/ Churches</i>	<i>Total Square Feet</i>	<i>Total Value</i>	<i>Other</i>	<i>Total Value</i>
Town of Arcadia	-	-	-	-	-	-	-	-
Town of Butler	-	-	-	-	-	-	-	-
Village of Clyde	-	-	-	-	-	-	-	-
Town of Galen	-	-	-	-	-	-	-	-
Town of Huron	-	-	-	-	-	-	-	-
Town of Lyons	-	-	-	1	11,250	\$ 200,000	-	-
Village of Lyons	-	-	-	-	-	-	-	-
Town of Macedon	-	-	-	-	-	-	-	-
Village of Macedon	-	-	-	-	-	-	-	-
Town of Marion	-	-	-	-	-	-	-	-
Village of Newark	-	-	-	-	-	-	-	-
Town of Ontario	-	-	-	-	-	-	-	-
Town of Palmyra	-	-	-	-	-	-	-	-
Village of Palmyra	-	-	-	-	-	-	-	-
Village of Red Creek	-	-	-	-	-	-	-	-
Town of Rose	-	-	-	-	-	-	-	-
Town of Savannah	-	-	-	-	-	-	-	-
Town of Sodus	-	-	-	-	-	-	-	-
Village of Sodus	-	-	-	-	-	-	-	-
Village of Sodus Point	-	-	-	-	-	-	-	-
Town of Walworth	-	-	-	-	-	-	-	-
Town of Williamson	-	-	-	-	-	-	-	-
Town of Wolcott	-	-	-	-	-	-	-	-
Village of Wolcott	-	-	-	-	-	-	-	-

DNA= Data not available.

Source: Municipal representatives, 2003

Number, Square Footage, and Value of Permits Issued for New Community Service Buildings (2002)

Wyoming County

<i>Municipality</i>	<i>Hospitals</i>	<i>Total Square Feet</i>	<i>Total Value</i>	<i>Schools/ Churches</i>	<i>Total Square Feet</i>	<i>Total Value</i>	<i>Other</i>	<i>Total Value</i>
Town of Arcade								
Village of Arcade								
Town of Attica								
Village of Attica								
Town of Bennington								
Town of Castile								
Village of Castile								
Town of Covington								
Town of Eagle								
Town of Gainesville								
Village of Gainesville								
Town of Genesee Falls								
Town of Java								
Town of Middlebury								
Town of Orangeville								
Town of Perry								
Village of Perry								
Town of Pike								
Village of Pike								
Town of Sheldon								
Village of Silver Springs								
Town of Warsaw								
Village of Warsaw	No Information Provided							
Town of Wethersfield	No Information Provided							
Village of Wyoming								

DNA = Data not available.

Source: Wyoming County Building Department, 2003

Number, Square Footage, and Value of Permits Issued for New Community Service Buildings (2002)

Yates County

<i>Municipality</i>	<i>Hospitals</i>	<i>Total Square Feet</i>	<i>Total Value</i>	<i>Schools/ Churches</i>	<i>Total Square Feet</i>	<i>Total Value</i>	<i>Other</i>	<i>Total Value</i>
Town of Barrington	-	-	-	-	-	-	-	-
Town of Benton	-	-	-	-	-	-	-	-
Village of Dresden	-	-	-	-	-	-	-	-
Village of Dundee	-	-	-	-	-	-	-	-
Town of Italy	Did Not Return Survey							
Town of Jerusalem	-	-	-	-	-	-	-	-
Town of Middlesex	-	-	-	-	-	-	-	-
Town of Milo	-	-	-	-	-	-	-	-
Village of Penn Yan	-	-	-	-	-	-	-	-
Town of Potter	-	-	-	-	-	-	-	-
Town of Starkey	-	-	-	-	-	-	-	-
Town of Torrey	-	-	-	-	-	-	-	-

DNA = Data not available.

Source: Municipal representatives, 2003

Appendix E

Number, Square Footage and Value of Permits Issued for New Buildings Not Elsewhere Classified (2002)

Number, Description, Square Footage, and Value of Permitted New Buildings Not Elsewhere Classified (2002)

Genesee County

<i>Municipality</i>	<i>Buildings</i>	<i>Description(s)</i>	<i>Total Square Feet</i>	<i>Total Value</i>
Town of Alabama	-	-	-	-
Town of Alexander	-	-	-	-
Village of Alexander	-	-	-	-
City of Batavia	Did Not Return Survey			
Town of Batavia	Did Not Return Survey			
Town of Bergen	-	-	-	-
Village of Bergen	-	-	-	-
Town of Bethany	-	-	-	-
Town of Byron	-	-	-	-
Village of Corfu	-	-	-	-
Town of Darien	-	-	-	-
Town of Elba	-	-	-	-
Village of Elba	-	-	-	-
Town of Leroy	-	-	-	-
Village of Leroy	-	-	-	-
Town of Oakfield	-	-	-	-
Village of Oakfield	-	-	-	-
Town of Pavilion	-	-	-	-
Town of Pembroke	-	-	-	-
Town of Stafford	Did Not Return Survey			

DNA= Data not available.

Source: Municipal representatives, 2003

Number, Description, Square Footage, and Value of Permitted New Buildings Not Elsewhere Classified (2002)

Livingston County

<i>Municipality</i>	<i>Buildings</i>	<i>Description(s)</i>	<i>Total Square Feet</i>	<i>Total Value</i>
Town of Avon	2	Self-Storage, Meeting Hall	8,000	\$ 101,500
Village of Avon	-	-	-	-
Town of Caledonia	-	-	-	-
Village of Caledonia	-	-	-	-
Town of Conesus	-	-	-	-
Village of Dansville	-	-	-	-
Town of Geneseo	-	-	-	-
Village of Geneseo	-	-	-	-
Town of Groveland	-	-	-	-
Town of Leicester	1	Cow Barn	38,640	\$ 250,000
Village of Leicester	-	-	-	-
Town of Lima	1	Car Wash	2,875	\$ 295,000
Village of Lima	-	-	-	-
Town of Livonia	-	-	-	-
Village of Livonia	-	-	-	-
Town of Mount Morris	1	DNA	DNA	\$ 11,300
Village of Mount Morris	Did Not Return Survey			
Town of North Dansville	-	-	-	-
Town of Nunda	-	-	-	-
Village of Nunda	-	-	-	-
Town of Ossian	Did Not Return Survey			
Town of Portage	1	Town Salt Shed	4,860	\$ 255,000
Town of Sparta	Did Not Return Survey			
Town of Springwater	-	-	-	-
Town of West Sparta	-	-	-	-
Town of York	1	Cellular Tower	DNA	DNA

DNA= Data not available.

Source: Municipal representatives, 2003

Number, Description, Square Footage, and Value of Permitted New Buildings Not Elsewhere Classified (2002)

Monroe County

<i>Municipality</i>	<i>Buildings</i>	<i>Description(s)</i>	<i>Total Square Feet</i>	<i>Total Value</i>
Town of Brighton	1	DNA	3,490	\$ 200,000
Village of Brockport	-	-	-	-
Town of Chili	-	-	-	-
Village of Churchville	-	-	-	-
Town of Clarkson	-	-	-	-
Village of East Rochester	-	-	-	-
Village of Fairport	-	-	-	-
Town of Gates	-	-	-	-
Town of Greece	32	Commercial, Industrial, Retail	DNA	DNA
Town of Hamlin	-	-	-	-
Town of Henrietta	-	-	-	-
Village of Hilton	-	-	-	-
Village of Honeoye Falls	-	-	-	-
Town of Irondequoit	-	-	-	-
Town of Mendon	-	-	-	-
Town of Ogden	35	Townhouses	36,812	\$ 2,369,545
Town of Parma	-	-	-	-
Town of Penfield	-	-	-	-
Town of Perinton	3		30,076	\$ 6,145,000
Town of Pittsford	-	-	-	-
Village of Pittsford	-	-	-	-
Town of Riga	-	-	-	-
City of Rochester	-	-	-	-
Town of Rush	-	-	-	-
Village of Scottsville	-	-	-	-
Village of Spencerport	-	-	-	-
Town of Sweden	1	Airport Hanger	21,875	\$ 350,000
Town of Webster	-	-	-	-
Village of Webster	-	-	-	-
Town of Wheatland				

DNA= Data not available.

Source: Municipal representatives, 2003

Number, Description, Square Footage, and Value of Permitted New Buildings Not Elsewhere Classified (2002)

Ontario County

<i>Municipality</i>	<i>Buildings</i>	<i>Description(s)</i>	<i>Total Square Feet</i>	<i>Total Value</i>
Village of Bloomfield	-	-	-	-
Town of Bristol	Did Not Return Survey			
Town of Canadice	-	-	-	-
City of Canandaigua	-	-	-	-
Town of Canandaigua	1	Fire Station	14,400	DNA
Village of Clifton Springs	-	-	-	-
Town of East Bloomfield	1	Nature Center	2,301	\$ 250,000
Town of Farmington	-	-	-	-
City of Geneva	-	-	-	-
Town of Geneva	-	-	-	-
Town of Gorham	-	-	-	-
Town of Hopewell	-	-	-	-
Town of Manchester	-	-	-	-
Village of Manchester	-	-	-	-
Town of Naples	-	-	-	-
Village of Naples	-	-	-	-
Town of Phelps	-	-	-	-
Village of Phelps	-	-	-	-
Town of Richmond	-	-	-	-
Village of Rushville	-	-	-	-
Town of Seneca	-	-	-	-
Village of Shortsville	-	-	-	-
Town of South Bristol	-	-	-	-
Town of Victor	-	-	-	-
Village of Victor	-	-	-	-
Town of West Bloomfield	-	-	-	-

DNA= Data not available.

Source: Municipal representatives, 2003

Number, Description, Square Footage, and Value of Permitted New Buildings Not Elsewhere Classified (2002)

Orleans County

<i>Municipality</i>	<i>Buildings</i>	<i>Description(s)</i>	<i>Total Square Feet</i>	<i>Total Value</i>
Town of Albion	-	-	-	-
Village of Albion	-	-	-	-
Town of Barre	Did Not Return Survey			
Town of Carlton	-	-	-	-
Town of Clarendon	-	-	-	-
Town of Gaines	-	-	-	-
Village of Holley	-	-	-	-
Town of Kendall	-	-	-	-
Village of Lyndonville	-	-	-	-
Village of Medina	-	-	-	-
Town of Murray	-	-	-	-
Town of Ridgeway	-	-	-	-
Town of Shelby	1	Self Storage	4,000	\$ 80,000
Town of Yates	1	Cell Phone Tower	DNA	\$ 150,000

DNA= Data not available.

Source: Municipal representatives, 2003

Number, Description, Square Footage, and Value of Permitted New Buildings Not Elsewhere Classified (2002)

Seneca County

<i>Municipality</i>	<i>Buildings</i>	<i>Description(s)</i>	<i>Total Square Feet</i>	<i>Total Value</i>
Town of Covert	-	-	-	-
Town of Fayette	-	-	-	-
Village of Interlaken	Did Not Return Survey			
Town of Junius	-	-	-	-
Town of Lodi	-	-	-	-
Village of Lodi	-	-	-	-
Town of Ovid	1	Storage Rentals	DNA	\$ 60,000
Village of Ovid	-	-	-	-
Town of Romulus	2	Tower, Training Center	DNA	\$ 668,000
Town of Seneca Falls	-	-	-	-
Village of Seneca Falls	1	Playground	DNA	\$ 130,000
Town of Tyre	1	Cellular Tower	DNA	\$ 100,000
Town of Varick	-	-	-	-
Town of Waterloo	-	-	-	-
Village of Waterloo	-	-	-	-

DNA= Data not available.

Source: Seneca County Code Enforcement Office, 2003

Number, Description, Square Footage, and Value of Permitted New Buildings Not Elsewhere Classified (2002)

Wayne County

<i>Municipality</i>	<i>Buildings</i>	<i>Description(s)</i>	<i>Total Square Feet</i>	<i>Total Value</i>
Town of Arcadia	-	-	-	-
Town of Butler	6	DNA	6,098	\$ 34,400
Village of Clyde	-	-	-	-
Town of Galen	-	-	-	-
Town of Huron	-	-	-	-
Town of Lyons	-	-	-	-
Village of Lyons	-	-	-	-
Town of Macedon	-	-	-	-
Village of Macedon	-	-	-	-
Town of Marion	-	-	-	-
Village of Newark	1	Salt Barn	12,600	\$ 263,402
Town of Ontario	1	Recreation	12,000	\$ 62,500
Town of Palmyra	-	-	-	-
Village of Palmyra	-	-	-	-
Village of Red Creek	-	-	-	-
Town of Rose	-	-	-	-
Town of Savannah	1	Guest Barn	DNA	\$ 900,000
Town of Sodus	-	-	-	-
Village of Sodus	-	-	-	-
Village of Sodus Point	-	-	-	-
Town of Walworth	-	-	-	-
Town of Williamson	-	-	-	-
Town of Wolcott	-	-	-	-
Village of Wolcott	-	-	-	-

DNA= Data not available.

Source: Municipal representatives, 2003

Number, Description, Square Footage, and Value of Permitted New Buildings Not Elsewhere Classified (2002)

Wyoming County

<i>Municipality</i>	<i>Buildings</i>	<i>Description(s)</i>	<i>Total Square Feet</i>	<i>Total Value</i>
Town of Arcade	-	-	-	-
Village of Arcade	-	-	-	-
Town of Attica	-	-	-	-
Village of Attica	-	-	-	-
Town of Bennington	-	-	-	-
Town of Castile	-	-	-	-
Village of Castile	-	-	-	-
Town of Covington	-	-	-	-
Town of Eagle	-	-	-	-
Town of Gainesville	-	-	-	-
Village of Gainesville	-	-	-	-
Town of Genesee Falls	-	-	-	-
Town of Java	-	-	-	-
Town of Middlebury	-	-	-	-
Town of Orangeville	-	-	-	-
Town of Perry	-	-	-	-
Village of Perry	-	-	-	-
Town of Pike	-	-	-	-
Village of Pike	-	-	-	-
Town of Sheldon	-	-	-	-
Village of Silver Springs	-	-	-	-
Town of Warsaw	-	-	-	-
Village of Warsaw		No Information Provided		
Town of Wethersfield		No Information Provided		
Village of Wyoming	-	-	-	-

DNA= Data not available.

Source: Wyoming County Building Department, 2003

Number, Description, Square Footage, and Value of Permitted New Buildings Not Elsewhere Classified (2002)

Yates County

<i>Municipality</i>	<i>Buildings</i>	<i>Description(s)</i>	<i>Total Square Feet</i>	<i>Total Value</i>
Town of Barrington	-	-	-	-
Town of Benton	-	-	-	-
Village of Dresden	-	-	-	-
Village of Dundee	-	-	-	-
Town of Italy	Did Not Return Survey			
Town of Jerusalem	-	-	-	-
Town of Middlesex	6		6,200	\$ 300,000
Town of Milo	-	-	-	-
Village of Penn Yan	-	-	-	-
Town of Potter	-	-	-	-
Town of Starkey	-	-	-	-
Town of Torrey	-	-	-	-

DNA= Data not available.

Source: Municipal representatives, 2003

Appendix F

Number of Permits Issued for New Residential Units and Industrial, Commercial and Community Service Buildings (2000 - 2002)

Number of Permits Issued for New Residential Units and Industrial, Commercial and Community Service Buildings (2000 - 2002)

Genesee County

Municipality	Residential Units			Industrial Units			Commercial Units			Community Service Units		
	2000	2001	2002	2000	2001	2002	2000	2001	2002	2000	2001	2002
Town of Alabama	6	4	4	-	-	-	-	-	-	1	-	-
Town of Alexander	5	5	6	-	-	-	-	-	-	-	-	-
Village of Alexander	2	-	2	-	-	-	1	-	-	1	-	-
City of Batavia	DNA	DNA	DNA	DNA	DNA	DNA	DNA	DNA	DNA	DNA	DNA	DNA
Town of Batavia	29	DNA	DNA	-	DNA	DNA	-	DNA	DNA	-	DNA	DNA
Town of Bergen	DNA	9	10	DNA	1	-	DNA	-	-	DNA	-	-
Village of Bergen	1	-	1	-	-	-	-	-	-	-	-	-
Town of Bethany	DNA	DNA	5	DNA	DNA	-	DNA	DNA	-	DNA	DNA	-
Town of Byron	DNA	-	2	DNA	-	-	DNA	-	-	DNA	-	-
Village of Corfu	2	-	1	-	-	-	-	-	-	-	-	-
Town of Darien	9	11	13	-	-	-	-	-	-	-	-	-
Town of Elba	4	DNA	-	-	DNA	-	-	DNA	-	-	DNA	-
Village of Elba	-	DNA	-	-	DNA	-	-	DNA	-	-	DNA	-
Town of Leroy	11	6	11	-	-	5	2	3	-	-	-	-
Village of Leroy	4	1	4	3	-	1	1	-	5	-	-	-
Town of Oakfield	8	4	4	1	-	-	1	-	-	-	-	-
Village of Oakfield	-	-	-	-	-	-	-	-	-	-	-	-
Town of Pavilion	14	7	7	-	-	-	1	-	-	-	-	-
Town of Pembroke	4	4	6	1	-	-	-	1	-	-	-	-
Town of Stafford	5	DNA	DNA	-	DNA	DNA	-	DNA	DNA	-	DNA	DNA
County Totals	104	51	76	5	1	6	6	4	5	2	0	0

DNA = Data not available.

Source: Municipal representatives, 2001 - 2003

Number of Permits Issued for New Residential Units and Industrial, Commercial and Community Service Buildings (2000 - 2002)

Livingston County

Municipality	Residential Units			Industrial Units			Commercial Units			Community Service Units		
	2000	2001	2002	2000	2001	2002	2000	2001	2002	2000	2001	2002
Town of Avon	20	20	22	-	-	-	1	1	-	1	-	-
Village of Avon	10	9	9	-	1	-	-	-	1	1	-	-
Town of Caledonia	11	7	9	1	-	-	-	-	-	-	-	-
Village of Caledonia	DNA	-	-	DNA	1	-	DNA	-	-	DNA	-	-
Town of Conesus	14	21	14	-	-	-	-	-	1	-	-	-
Village of Dansville	2	1	5	-	-	-	-	2	-	1	-	-
Town of Geneseo	37	21	15	-	-	-	1	1	2	-	-	-
Village of Geneseo	17	15	8	-	-	-	1	-	1	-	-	-
Town of Groveland	3	4	1	8	3	-	1	-	-	-	-	-
Town of Leicester	11	13	5	-	-	-	-	-	-	-	-	-
Village of Leicester	1	-	1	-	-	-	-	-	-	-	-	-
Town of Lima	7	4	8	-	-	-	1	-	-	-	1	-
Village of Lima	8	6	8	-	-	1	-	-	-	-	-	-
Town of Livonia	24	27	30	-	-	3	1	-	-	-	-	-
Village of Livonia	4	4	2	-	-	-	-	-	-	-	-	-
Town of Mount Morris	DNA	DNA	6	DNA	DNA	-	DNA	DNA	-	DNA	DNA	-
Village of Mount Morris	4	5	DNA	-	-	DNA	-	-	DNA	-	-	DNA
Town of North Dansville	3	-	-	1	1	-	1	1	-	-	-	-
Town of Nunda	15	11	7	-	-	-	1	-	1	3	-	-
Village of Nunda	1	3	1	-	3	-	1	-	-	-	-	-
Town of Ossian	5	5	DNA	-	-	DNA	-	-	DNA	-	-	DNA
Town of Portage	4	-	1	-	-	-	-	-	-	-	-	-
Town of Sparta	DNA	DNA	DNA	DNA	DNA	DNA	DNA	DNA	DNA	DNA	DNA	DNA
Town of Springwater	4	16	14	1	-	-	1	2	-	-	-	-
Town of West Sparta	DNA	DNA	6	DNA	DNA	1	DNA	DNA	-	DNA	DNA	-
Town of York	12	8	14	-	1	-	-	-	2	-	-	-
County Totals	217	200	186	11	10	5	10	7	8	6	1	0

DNA= Data not available.

Source: Municipal representatives, 2001 - 2003

Number of Permits Issued for New Residential Units and Industrial, Commercial and Community Service Buildings (2000 - 2002)

Monroe County

Municipality	Residential Units			Industrial Units			Commercial Units			Community Service Units		
	2000	2001	2002	2000	2001	2002	2000	2001	2002	2000	2001	2002
Town of Brighton	55	16	19	-	-	-	4	4	5	-	-	-
Village of Brockport	1	1	-	-	1	1	-	-	-	-	-	-
Town of Chili	125	142	90	6	-	26*	5	-	*	-	-	-
Village of Churchville	8	7	6	-	-	-	-	-	-	-	-	-
Town of Clarkson	32	43	42	-	-	-	-	-	1	-	-	-
Village of East Rochester	DNA	2	1	DNA	-	1	DNA	-	-	DNA	-	-
Village of Fairport	5	3	6	-	-	-	-	-	-	-	-	-
Town of Gates	37	-	-	4	-	-	-	-	-	-	-	-
Town of Greece	226	321	249	94*	-	-	*94	-	-	-	-	-
Town of Hamlin	DNA	29	8	DNA	-	-	DNA	-	-	DNA	-	-
Town of Henrietta	303	147	167	28	16	12	3	105	-	-	-	-
Village of Hilton	31	36	25	-	-	-	-	-	-	-	-	-
Village of Honeoye Falls	10	12	3	-	-	-	-	-	-	-	-	-
Town of Irondequoit	53	25	40	-	-	-	2	4	4	-	-	-
Town of Mendon	45	52	50	-	-	-	-	-	-	-	-	-
Town of Ogden	106	71	85	-	1	-	-	-	-	-	-	-
Town of Parma	57	58	66	-	-	-	1	-	-	1	-	-
Town of Penfield	169	152	140	-	-	-	36	3	54	-	-	-
Town of Perinton	191	134	145	-	-	1	-	4	2	-	-	-
Town of Pittsford	72	228	102	-	1	3	4	1	56	2	1	3
Village of Pittsford	-	-	-	-	-	-	-	-	-	-	-	-
Town of Riga	12	6	19	-	-	-	-	-	1	-	-	-
City of Rochester	77	53	36	3	3	7	1	2	3	1	1	-
Town of Rush	12	19	15	-	-	-	-	-	-	-	-	-
Village of Scottsville	-	-	3	-	-	-	-	-	-	-	-	-
Village of Spencerport	12	-	-	-	-	-	-	-	-	-	-	-
Town of Sweden	18	22	21	-	-	1	-	-	1	-	-	-
Town of Webster	342	227	286	-	-	2	7	2	1	2	-	-
Village of Webster	-	11	26	-	-	-	-	-	-	-	-	-
Town of Wheatland	7	1	DNA	-	-	DNA	-	1	DNA	-	-	DNA
County Totals	2,006	1,818	1,650	41	22	54	63	126	128	6	2	3

DNA= Data not available.

*Greece and Chili did not specify between commercial and industrial permits.

Source: Municipal representatives, 2001 - 2003

Number of Permits Issued for New Residential Units and Industrial, Commercial and Community Service Buildings (2000 - 2002)

Ontario County

Municipality	Residential Units			Industrial Units			Commercial Units			Community Service Units		
	2000	2001	2002	2000	2001	2002	2000	2001	2002	2000	2001	2002
Village of Bloomfield	1	3	3	-	1	-	-	-	-	-	-	-
Town of Bristol	13	7	DNA	-	-	DNA	-	1	DNA	-	-	DNA
Town of Canadice	DNA	12	6	DNA	-	-	DNA	-	-	DNA	-	-
City of Canandaigua	32	39	29	-	-	-	17	-	2	-	-	-
Town of Canandaigua	62	32	54	3	2	-	1	-	2	-	-	-
Village of Clifton Springs	1	26	2	-	-	1	2	2	1	-	-	-
Town of East Bloomfield	14	18	22	3	-	-	1	3	-	-	-	-
Town of Farmington	33	44	69	4	2	1	2	-	-	-	-	-
City of Geneva	DNA	-	1	DNA	-	-	DNA	3	-	DNA	-	1
Town of Geneva	19	12	8	-	-	-	1	1	4	3	-	-
Town of Gorham	22	28	22	-	-	-	-	-	-	-	-	-
Town of Hopewell	5	19	14	-	-	-	1	-	1	-	-	-
Town of Manchester	24	34	37	-	-	-	1	2	-	1	-	-
Village of Manchester	3	5	4	-	-	-	-	1	-	-	-	-
Town of Naples	13	10	10	-	-	-	-	-	-	-	-	-
Village of Naples	DNA	DNA	-	DNA	DNA	-	DNA	DNA	-	DNA	DNA	-
Town of Phelps	22	20	14	1	-	-	-	1	1	-	-	-
Village of Phelps	-	-	-	-	-	-	-	-	-	-	-	-
Town of Richmond	29	33	20	-	-	-	-	-	-	-	-	-
Village of Rushville	DNA	DNA	1	DNA	DNA	-	DNA	DNA	-	DNA	DNA	-
Town of Seneca	7	DNA	4	-	DNA	1	-	DNA	-	-	DNA	-
Village of Shortsville	2	1	6	-	-	-	3	1	-	-	-	-
Town of South Bristol	10	18	16	-	-	-	1	-	-	-	-	-
Town of Victor	162	192	187	9	9	10	12	4	36	-	-	-
Village of Victor	7	18	23	-	-	-	-	1	-	-	-	-
Town of West Bloomfield	9	20	18	-	-	-	-	-	-	-	-	-
County Totals	490	591	570	20	14	13	42	20	47	4	0	1

DNA = Data not available.

Source: Municipal representatives, 2001 - 2003

Number of Permits Issued for New Residential Units and Industrial, Commercial and Community Service Buildings (2000 - 2002)

Orleans County

Municipality	Residential Units			Industrial Units			Commercial Units			Community Service Units		
	2000	2001	2002	2000	2001	2002	2000	2001	2002	2000	2001	2002
Town of Albion	2	4	2	-	-	-	-	-	1	-	-	-
Village of Albion	21	18	8	4	-	-	-	1	1	-	-	-
Town of Barre	10	3	DNA	-	-	DNA	-	-	DNA	-	-	DNA
Town of Carlton	11	9	12	-	-	-	-	-	-	-	-	-
Town of Clarendon	18	22	46	-	-	-	-	1	-	1	-	-
Town of Gaines	3	3	4	-	-	-	-	-	-	1	-	-
Village of Holley	1	1	-	-	1	1	-	-	-	-	-	-
Town of Kendall	7	7	8	-	-	-	-	-	-	-	-	-
Village of Lyndonville	1	1	1	-	-	-	-	-	-	-	-	-
Village of Medina	3	5	5	-	1	-	-	2	-	-	1	-
Town of Murray	6	9	11	-	-	-	-	-	1	-	-	-
Town of Ridgeway	3	4	5	-	-	-	-	-	-	1	-	-
Town of Shelby	5	4	6	-	-	-	-	-	-	-	-	-
Town of Yates	8	DNA	5	1	DNA	-	-	DNA	-	-	DNA	-
County Totals	99	90	113	5	2	1	0	4	3	3	1	0

DNA = Data not available.

Source: Municipal representatives, 2001 - 2003

Number of Permits Issued for New Residential Units and Industrial, Commercial and Community Service Buildings (2000 - 2002)

Seneca County

Municipality	Residential Units			Industrial Units			Commercial Units			Community Service Units		
	2000	2001	2002	2000	2001	2002	2000	2001	2002	2000	2001	2002
Town of Covert	4	3	6	-	-	-	-	-	-	-	-	-
Town of Fayette	12	15	18	-	-	-	-	-	-	-	-	-
Village of Interlaken	-	-	DNA	-	-	DNA	-	-	DNA	-	-	DNA
Town of Junius	10	11	5	-	-	-	-	-	-	2	-	-
Town of Lodi	12	6	15	-	-	1	-	-	1	-	-	-
Village of Lodi	2	-	1	-	-	-	-	-	-	-	-	-
Town of Ovid	11	5	13	-	-	-	1	1	-	1	-	-
Village of Ovid	-	-	3	-	-	-	2	-	-	-	-	-
Town of Romulus	8	8	13	-	-	-	4	1	-	-	-	-
Town of Seneca Falls	8	5	13	-	-	-	3	-	-	-	-	-
Village of Seneca Falls	13	8	7	-	-	-	-	1	-	-	-	1
Town of Tyre	5	4	2	-	-	-	-	1	1	-	-	-
Town of Varick	9	5	6	-	-	-	-	-	-	-	-	-
Town of Waterloo	18	9	18	1	-	-	-	1	-	-	1	-
Village of Waterloo	12	10	1	-	-	-	-	-	-	-	-	-
County Totals	124	89	121	1	0	1	10	5	2	3	1	1

DNA = Data not available.

Source: Seneca County Code Enforcement Office, 2001 - 2003

Number of Permits Issued for New Residential Units and Industrial, Commercial and Community Service Buildings (2000 - 2002)

Wayne County

Municipality	Residential Units			Industrial Units			Commercial Units			Community Service Units		
	2000	2001	2002	2000	2001	2002	2000	2001	2002	2000	2001	2002
Town of Arcadia	12	6	10	-	-	-	-	2	-	-	-	-
Town of Butler	7	6	5	-	-	-	-	1	-	-	-	-
Village of Clyde	-	-	1	-	-	-	-	1	2	-	-	-
Town of Galen	DNA	12	12	DNA	-	-	DNA	-	-	DNA	-	-
Town of Huron	2	9	10	-	-	-	-	-	-	-	-	-
Town of Lyons	6	5	4	-	-	-	-	-	-	-	-	1
Village of Lyons	-	3	-	-	-	-	-	-	1	-	-	-
Town of Macedon	60	43	36	6	-	5	1	-	-	-	-	-
Village of Macedon	9	10	4	-	-	-	-	-	-	-	-	-
Town of Marion	17	10	9	-	-	-	-	-	-	-	-	-
Village of Newark	10	6	5	-	-	-	1	-	1	-	-	-
Town of Ontario	71	54	65	1	3	2	2	4	3	-	-	-
Town of Palmyra	68	5	24	-	-	-	1	-	2	-	-	-
Village of Palmyra	-	2	-	-	-	-	-	-	-	-	-	-
Village of Red Creek	-	-	-	-	-	-	-	-	-	1	-	-
Town of Rose	11	6	6	-	-	1	-	-	-	-	-	-
Town of Savannah	DNA	10	5	DNA	-	-	DNA	-	-	DNA	-	-
Town of Sodus	33	10	24	-	-	1	-	-	-	-	-	-
Village of Sodus	-	-	1	-	-	-	1	-	-	-	-	-
Village of Sodus Point	5	2	5	1	-	-	-	-	1	-	-	-
Town of Walworth	40	49	49	-	-	-	2	-	-	-	-	-
Town of Williamson	17	27	21	-	-	-	-	-	-	-	-	-
Town of Wolcott	27	20	17	-	-	-	2	-	-	-	-	-
Village of Wolcott	5	1	-	-	-	-	-	-	-	-	-	-
County Totals	400	296	313	8	3	9	10	8	10	1	0	1

DNA = Data not available.

Source: Municipal representatives, 2001 - 2003

Number of Permits Issued for New Residential Units and Industrial, Commercial and Community Service Buildings (2000 - 2002)

Wyoming County

Municipality	Residential Units			Industrial Units			Commercial Units			Community Service Units		
	2000	2001	2002	2000	2001	2002	2000	2001	2002	2000	2001	2002
Town of Arcade	15	16	15	-	1	DNA	-	-	1	-	-	DNA
Village of Arcade	1	-	5	-	-	DNA	2	-	1	-	-	DNA
Town of Attica	4	2	8	-	-	DNA	-	-	-	1	-	DNA
Village of Attica	2	2	-	-	-	DNA	-	1	-	-	-	DNA
Town of Bennington	16	12	19	-	-	DNA	-	-	1	-	-	DNA
Town of Castile	2	6	6	-	-	DNA	-	-	1	-	-	DNA
Village of Castile	-	-	1	-	-	DNA	-	-	1	-	-	DNA
Town of Covington	6	5	4	-	-	DNA	1	-	-	-	-	DNA
Town of Eagle	8	6	12	-	-	DNA	-	-	4	-	-	DNA
Town of Gainesville	3	4	6	-	-	DNA	-	-	7	1	-	DNA
Village of Gainesville	-	-	-	-	-	DNA	-	-	-	-	-	DNA
Town of Genesee Falls	3	1	-	-	-	DNA	-	-	2	-	-	DNA
Town of Java	5	6	16	-	-	DNA	-	-	8	-	-	DNA
Town of Middlebury	6	6	8	-	-	DNA	-	-	1	-	-	DNA
Town of Orangeville	7	3	16	-	-	DNA	-	-	-	-	-	DNA
Town of Perry	5	4	6	-	-	DNA	-	-	2	-	-	DNA
Village of Perry	-	-	6	-	-	DNA	-	2	3	-	-	DNA
Town of Pike	7	7	-	-	-	DNA	-	-	-	-	-	DNA
Village of Pike	1	-	-	-	-	DNA	-	-	-	-	-	DNA
Town of Sheldon	9	5	6	-	-	DNA	-	-	3	-	-	DNA
Village of Silver Springs	1	1	-	-	-	DNA	-	-	-	-	-	DNA
Town of Warsaw	5	8	12	-	-	DNA	-	-	1	-	-	DNA
Village of Warsaw	DNA	-	DNA	DNA	-	DNA	DNA	-	DNA	DNA	-	DNA
Town of Wethersfield	DNA	-	DNA	DNA	-	DNA	DNA	-	DNA	DNA	-	DNA
Village of Wyoming	-	-	-	-	-	DNA	-	-	-	-	-	DNA
County Totals	106	94	146	0	1	-	3	3	36	2	0	-

DNA = Data not available.

Source: Wyoming County Building Department, 2001 - 2003

Number of Permits Issued for New Residential Units and Industrial, Commercial and Community Service Buildings (2000 - 2002)

Yates County

Municipality	Residential Units			Industrial Units			Commercial Units			Community Service Units		
	2000	2001	2002	2000	2001	2002	2000	2001	2002	2000	2001	2002
Town of Barrington	15	15	16	-	-	-	1	-	2	-	1	-
Town of Benton	13	13	5	-	-	-	2	-	3	-	-	-
Village of Dresden	-	-	-	-	-	-	-	-	-	-	-	-
Village of Dundee	6	4	3	-	-	-	-	1	1	-	-	-
Town of Italy	DNA	DNA	DNA	DNA	DNA	DNA	DNA	DNA	DNA	DNA	DNA	DNA
Town of Jerusalem	4	25	20	-	-	-	-	-	-	1	-	-
Town of Middlesex	13	13	11	-	-	-	-	-	-	-	-	-
Town of Milo	21	19	15	-	-	-	1	-	2	-	-	-
Village of Penn Yan	4	7	2	3	-	-	3	2	-	1	-	-
Town of Potter	7	6	4	-	-	-	-	-	-	-	-	-
Town of Starkey	13	8	14	-	-	-	1	-	1	-	-	-
Town of Torrey	9	5	10	-	-	1	2	1	1	-	-	-
County Totals	105	115	100	3	0	1	10	4	10	2	1	0

DNA = Data not available.

Source: Municipal representatives, 2001 - 2003

Appendix G

Transportation Management Area Time Series Analysis Data

Total Number of New Residential Units Permitted in TMA, 1993-2002

Monroe County	1993	1994	1995	1996	1997	1998	1999	2000	2001	2002	Total (1993-2002)
Town of Brighton	DNA	11	121	25	399	110	12	55	16	19	768
Village of Brockport	DNA	13	9	0	29	1	2	1	1	0	56
Town of Chili	DNA	386	78	236	113	105	115	125	95	90	1,343
Village of Churchville	DNA	1	3	18	13	17	15	8	7	6	88
Town of Clarkson	DNA	52	31	63	54	48	75	32	43	42	440
Village of East Rochester	DNA	1	1	0	1	0	0	DNA	2	1	6
Village of Fairport	DNA	0	0	0	2	2	5	5	3	6	23
Town of Gates	DNA	108	198	48	163	43	59	37	0	0	656
Town of Greece	DNA	265	253	430	222	245	293	226	215	249	2,398
Town of Hamlin	DNA	33	22	17	17	10	10	DNA	11	8	128
Town of Henrietta	DNA	85	45	69	67	110	388	303	147	167	1,381
Village of Hilton	DNA	25	50	16	8	5	10	31	36	25	206
Village of Honeoye Falls	DNA	4	4	8	10	8	15	10	12	3	74
Town of Irondequoit	DNA	85	DNA	140	DNA	DNA	43	53	25	40	386
Town of Mendon	DNA	38	36	34	34	48	59	45	52	50	396
Town of Ogden	DNA	84	78	95	52	65	81	106	71	85	717
Town of Parma	DNA	34	27	45	40	28	39	57	58	66	394
Town of Penfield	DNA	123	119	145	164	188	196	169	152	140	1,396
Town of Perinton	DNA	190	185	154	158	178	476	191	134	145	1,811
Town of Pittsford	DNA	90	153	86	89	81	93	72	79	102	845
Town of Riga	DNA	17	17	23	12	8	12	12	6	19	126
City of Rochester	DNA	61	65	98	54	20	35	75	39	36	483
Town of Rush	DNA	19	6	11	15	14	16	12	19	15	127
Village of Scottsville	DNA	1	2	9	4	33	0	0	0	3	52
Village of Spencerport	DNA	3	9	5	0	5	7	12	0	0	41
Town of Sweden	DNA	36	13	16	26	18	18	18	22	21	188
Town of Webster	DNA	257	206	270	204	488	308	342	227	286	2,588
Village of Webster	DNA	2	1	0	1	0	0	0	4	26	34
Town of Wheatland	DNA	5	5	4	7	3	3	7	1	DNA	35
Monroe County Total	DNA	2,029	1,737	2,065	1,958	1,881	2,385	2,004	1,477	1,650	17,186

DNA = Data not available

Source: Municipal Representatives, 1994-2003 & Rochester Home Builders' Association, 1995-2000

Total Number of New Residential Units Permitted in TMA, 1993-2002 (continued)

Livingston County	1993	1994	1995	1996	1997	1998	1999	2000	2001	2002	Total (1993-2002)
Town of Avon	12	19	28	14	16	11	14	20	20	22	176
Village of Avon	DNA	DNA	DNA	7	39	41	8	10	9	9	123
Town of Caledonia	11	17	9	9	6	4	9	11	7	9	92
Village of Caledonia	DNA	DNA	DNA	DNA	DNA	0	1	DNA	0	0	1
Town of Lima	9	60	48	8	14	12	14	7	4	8	184
Village of Lima	DNA	DNA	DNA	27	10	11	12	8	6	8	82
Livingston County Total	32	96	85	65	85	79	58	56	46	56	658

Ontario County	1993	1994	1995	1996	1997	1998	1999	2000	2001	2002	Total (1993-2002)
Village of Bloomfield	DNA	DNA	DNA	DNA	DNA	DNA	26	1	3	3	33
City of Canandaigua	25	18	8	49	15	20	27	32	39	29	262
Town of Canandaigua	49	39	19	58	124	63	79	62	32	54	579
Town of East Bloomfield	0	18	7	10	9	12	20	14	18	22	130
Town of Farmington	32	45	28	30	15	66	62	33	44	69	424
Town of Victor	111	56	62	102	82	128	210	162	192	187	1,292
Village of Victor	DNA	DNA	DNA	15	8	14	35	7	18	23	120
Town of West Bloomfield	14	6	3	8	7	DNA	10	9	20	18	95
Ontario County Total	231	182	127	272	260	303	469	320	366	405	2,935

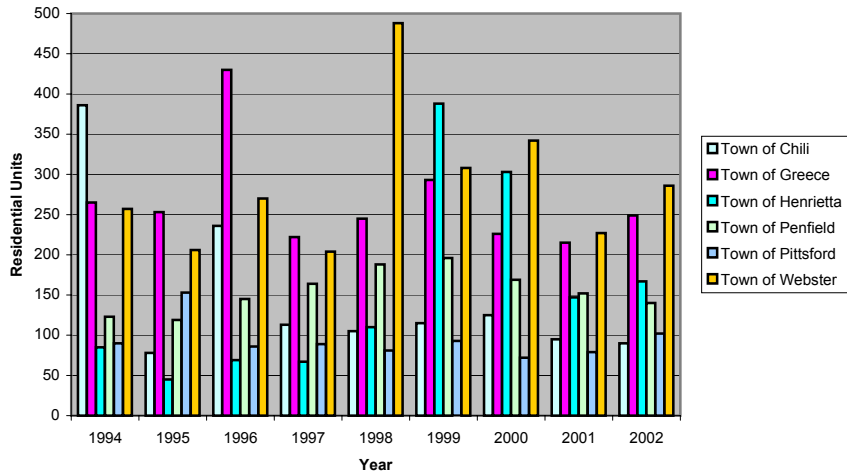
Wayne County	1993	1994	1995	1996	1997	1998	1999	2000	2001	2002	Total (1993-2002)
Town of Macedon	79	25	26	40	29	34	36	60	43	36	408
Village of Macedon	DNA	DNA	DNA	DNA	4	2	0	9	10	4	29
Town of Ontario	99	173	170	49	60	69	69	71	54	65	879
Town of Walworth	85	102	107	98	83	71	84	40	49	49	768
Wayne County Total	263	300	303	187	176	176	189	180	156	154	2,084
TMA Totals 1994 - 2002	526	2,607	2,252	2,589	2,479	2,439	3,101	2,560	2,045	2,265	22,863

DNA = Data not available

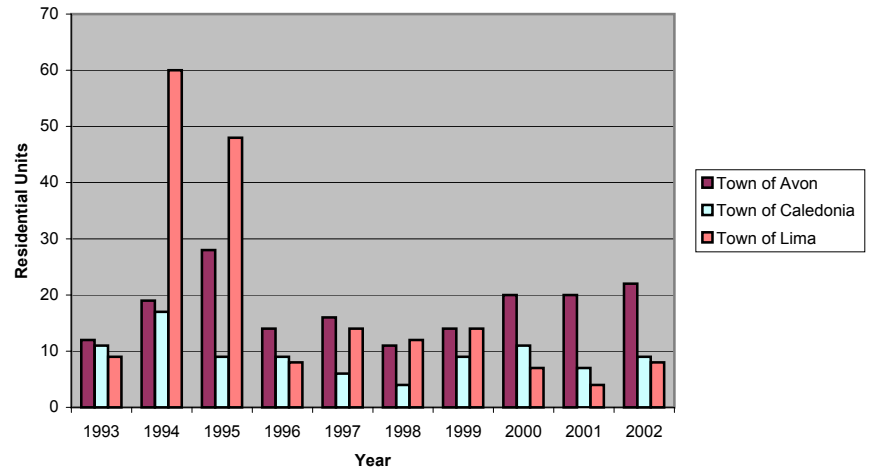
Source: Municipal Representatives, 1994-2003

2002 Rural County Land Use Monitoring Report

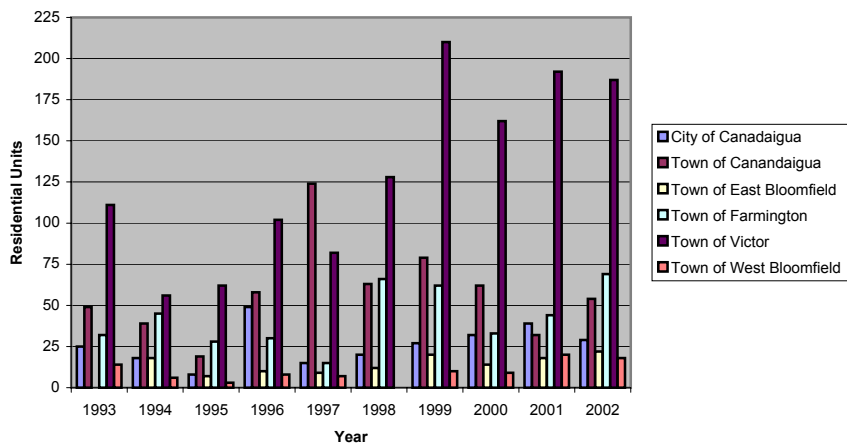
Towns with the Largest Numbers of Permitted Residential Units in Monroe County (1994 - 2002)



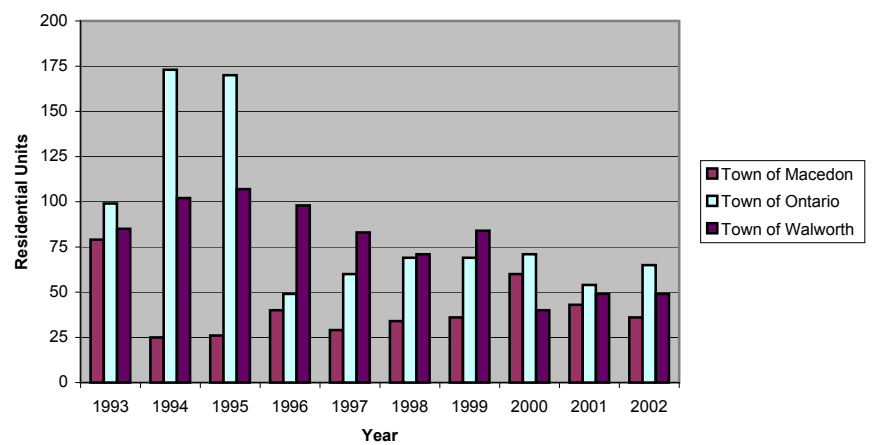
Number of Permitted Residential Units in Livingston County TMA Towns (1993 - 2002)



Number of Permitted Residential Units in Ontario County TMA Towns & City of Canandaigua (1993 - 2002)



Number of Permitted Residential Units in Wayne County TMA Towns (1993 - 2002)



Total Number of New Industrial Buildings Permitted in Rural TMA, 1993-2002

Livingston County	1993	1994	1995	1996	1997	1998	1999	2000	2001	2002	Total (1993-2002)
Town of Avon	2	0	2	0	0	1	4	0	0	0	9
Village of Avon	DNA	DNA	DNA	0	0	1	2	0	1	0	4
Town of Caledonia	1	0	0	0	0	1	0	1	0	0	3
Village of Caledonia	DNA	DNA	DNA	DNA	DNA	1	0	0	1	0	2
Town of Lima	0	0	0	0	1	0	0	0	0	0	1
Village of Lima	DNA	DNA	DNA	0	0	0	1	0	0	1	2
Livingston County Total	3	0	2	0	1	4	7	1	2	1	21

Ontario County	1993	1994	1995	1996	1997	1998	1999	2000	2001	2002	Total (1993-2002)
Village of Bloomfield	DNA	DNA	DNA	DNA	DNA	0	1	0	1	0	2
City of Canandaigua	0	0	0	2	0	0	0	0	0	0	2
Town of Canandaigua	0	1	3	5	3	0	0	3	2	0	17
Town of East Bloomfield	0	0	4	0	0	0	0	3	0	0	7
Town of Farmington	1	0	0	1	1	1	0	4	2	1	11
Town of Victor	2	3	5	11	11	14	1	9	9	10	75
Village of Victor	DNA	DNA	DNA	0	2	0	0	0	0	0	2
Town of West Bloomfield	0	0	0	0	0	DNA	1	0	0	0	1
Ontario County Total	3	4	12	19	17	15	3	19	14	11	117

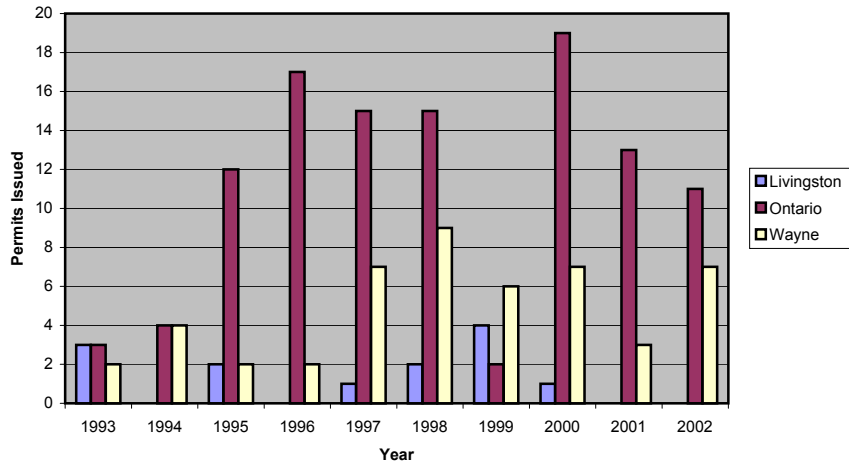
Wayne County	1993	1994	1995	1996	1997	1998	1999	2000	2001	2002	Total (1993-2002)
Town of Macedon	0	0	0	0	2	7	2	6	0	5	22
Village of Macedon	DNA	DNA	DNA	DNA	0	0	0	0	0	0	0
Town of Ontario	2	4	2	2	5	2	4	1	3	2	27
Town of Walworth	0	0	0	0	0	0	0	0	0	0	0
Wayne County Total	2	4	2	2	7	9	6	7	3	7	49
Rural TMA Totals 1993 - 2002	8	8	16	21	25	28	16	27	19	19	138

DNA = Data not available

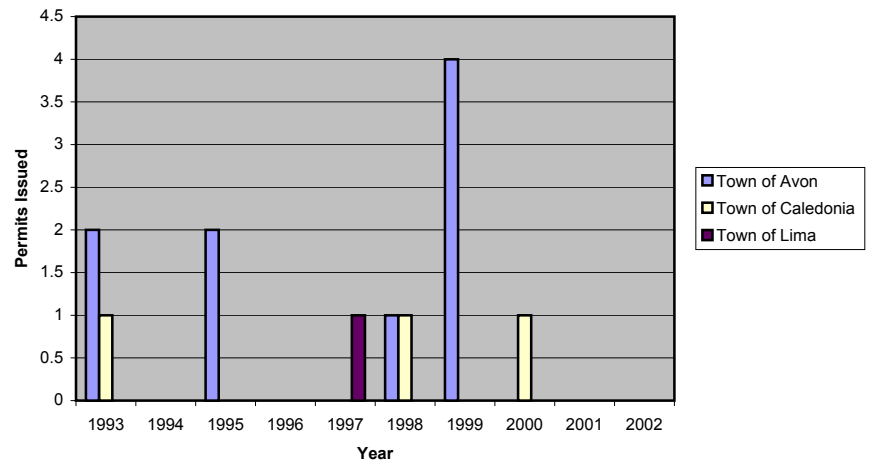
Source: Municipal Representatives, 1994-2003

2002 Rural County Land Use Monitoring Report

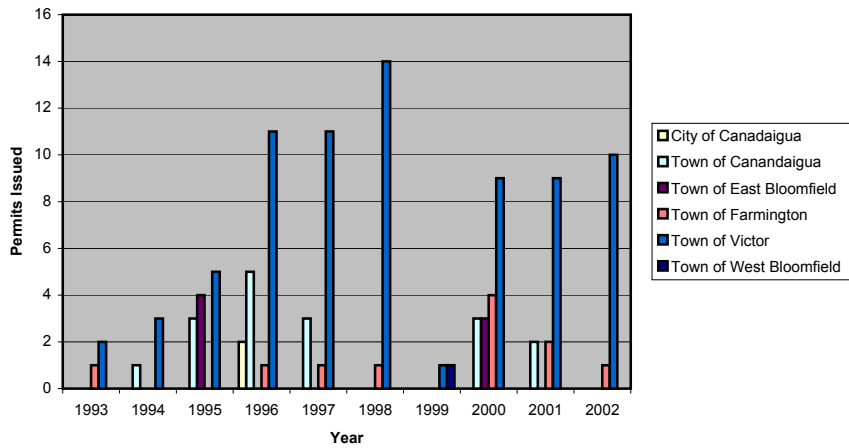
Permits Issued for Industrial Buildings in Rural TMA Towns by County (1993 - 2002)



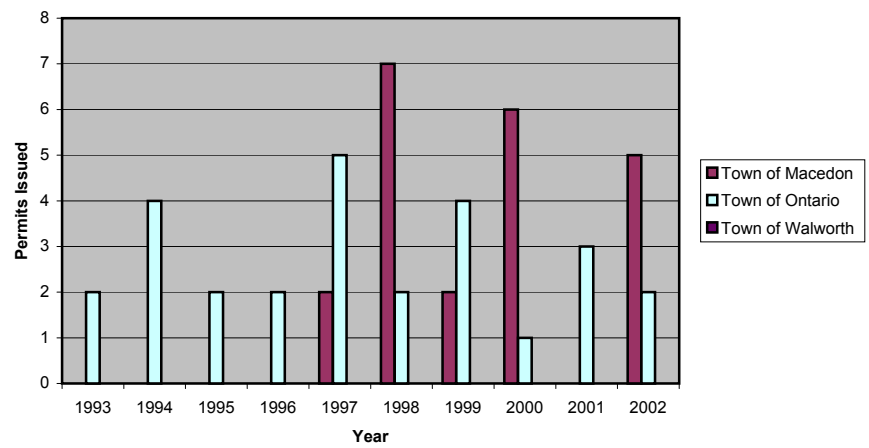
Permits Issued for Industrial Buildings in Livingston County TMA Towns (1993 - 2002)



Permits Issued for Industrial Buildings in Ontario County TMA Towns & City of Canandaigua (1993 - 2002)



Permits Issued for Industrial Buildings in Wayne County TMA Towns (1993 - 2002)



Total Number of New Commercial Buildings Permitted in Rural TMA, 1993-2002

Livingston County	1993	1994	1995	1996	1997	1998	1999	2000	2001	2002	Total (1993-2002)
Town of Avon	0	7	5	3	1	3	1	1	1	0	22
Village of Avon	DNA	DNA	DNA	0	1	1	0	0	0	1	3
Town of Caledonia	1	1	1	0	0	0	0	0	0	0	3
Village of Caledonia	DNA	DNA	DNA	DNA	DNA	0	0	0	0	0	0
Town of Lima	0	2	1	1	0	0	0	1	0	0	5
Village of Lima	DNA	DNA	DNA	0	0	1	0	0	0	0	1
Livingston County Total	1	10	7	4	2	5	1	2	1	1	34

Ontario County	1993	1994	1995	1996	1997	1998	1999	2000	2001	2002	Total (1993-2002)
Village of Bloomfield	DNA	DNA	DNA	DNA	DNA	0	1	0	0	0	1
City of Canandaigua	1	0	0	0	2	5	1	17	0	2	28
Town of Canandaigua	0	2	5	1	2	1	0	1	0	2	14
Town of East Bloomfield	0	1	5	0	2	1	0	1	3	0	13
Town of Farmington	1	24	8	0	0	0	0	2	0	0	35
Town of Victor	5	47	13	68	29	29	14	12	4	36	257
Village of Victor	DNA	DNA	DNA	0	1	0	0	0	1	0	2
Town of West Bloomfield	0	2	0	0	0	DNA	0	0	0	0	2
Ontario County Total	7	76	31	69	36	36	16	33	8	40	352

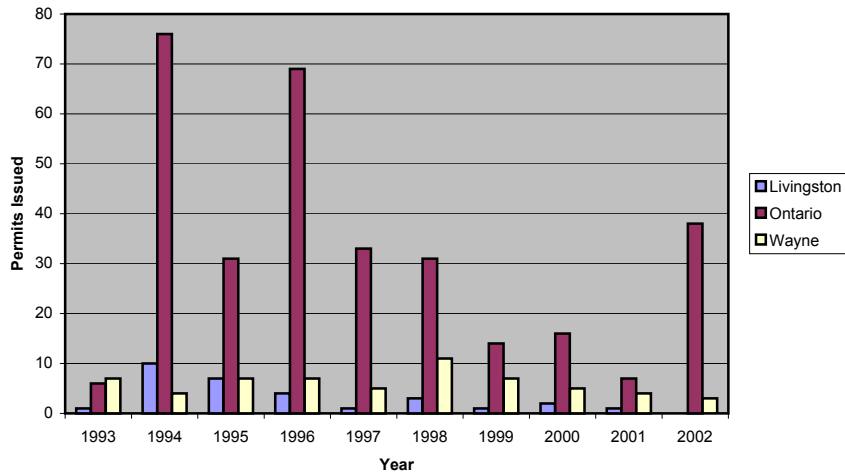
Wayne County	1993	1994	1995	1996	1997	1998	1999	2000	2001	2002	Total (1993-2002)
Town of Macedon	6	0	0	0	0	1	2	1	0	0	10
Village of Macedon	DNA	DNA	DNA	DNA	0	0	0	0	0	0	0
Town of Ontario	1	2	3	6	4	7	4	2	4	3	36
Town of Walworth	0	2	4	1	1	3	1	2	0	0	14
Wayne County Total	7	4	7	7	5	11	7	5	4	3	60
Rural TMA Totals 1993 - 2002	15	90	45	80	43	52	24	40	13	47	449

DNA = Data not available

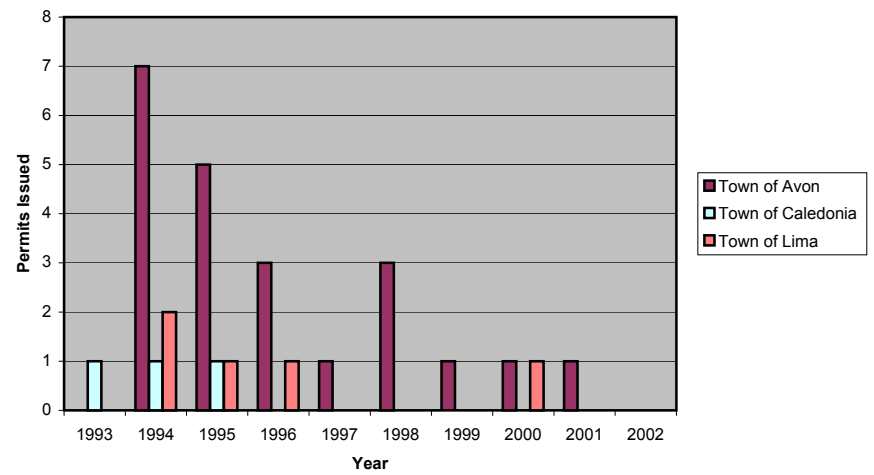
Source: Municipal Representatives, 1994-2003

2002 Rural County Land Use Monitoring Report

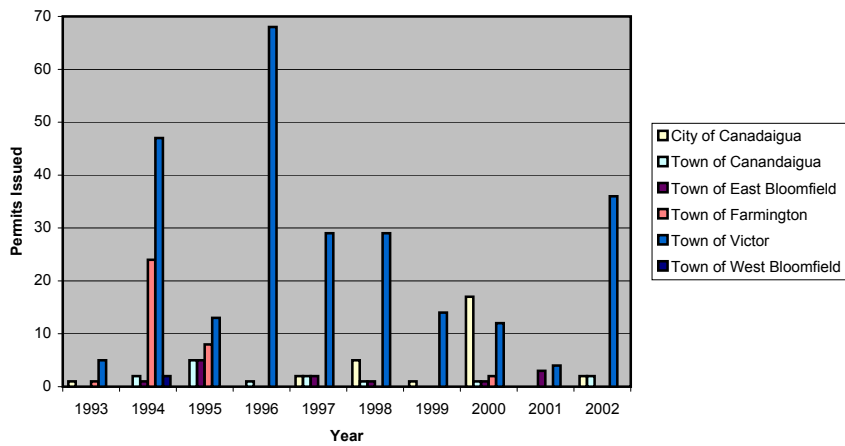
Permits Issued for Commercial Buildings in Rural TMA Towns by County (1993 - 2002)



Permits Issued for Commercial Buildings in Livingston County TMA Towns (1993 - 2002)



Permits Issued for Commercial Buildings in Ontario County TMA Towns & City of Canandaigua (1993 - 2002)



Permits Issued for Commercial Buildings in Wayne County TMA Towns (1993 - 2002)

